



Adult Footwear Collection

Issue 2

DISTRIBUTED BY

Blatchford

WE KEEP YOU MOVING

Adult Footwear Collection

Our new footwear range has been designed using the latest materials and manufacturing methods to produce the highest quality footwear.

Mendivil modular and stock footwear are designed to focus on the prevention and treatment of foot pathologies. Continuous evaluation of product lines are carried out by INESCOP resulting in innovative high quality products.

New styles have been added to the modular range and the top lines have been altered to give better consistency and fit across the range.

The Stock Therapeutic range from Fior & Gentz and YDA is designed specifically for diabetic feet.

All footwear contained in this catalogue is distributed by Blatchford in accordance with supplier agreements.

Mendivil, Fior & Gentz and YDA each have a designated (UKRP) United Kingdom Responsible Person for product compliance.

To meet the clinical requirement of a patient, Blatchford have the right to modify CE marked footwear and by default this will be labeled as a custom made device.

Blatchford maintains a QMS, which is ISO 9001 and ISO 13485 accredited.

Contents

	Page
Mendivil Stock Footwear	4
Ladies	6
Gents	10
YDA Stock Footwear	12
Fior & Gentz Therapeutic Stock Footwear	14
Camino Modular Collection	28
Measurement Guide	30
Last Additions	31
Materials	33
Sole Units and Punch Patterns	38
Unisex House	42
Ladies	43
Gents	56
Measurement Guides	68
Fitting Problems and Solutions	70

Adult Footwear Collection Information

The range includes Camino stock and Modular and Made to Measure footwear, plus stock footwear from Fior & Gentz and YDA.

Modular footwear is available in a larger style and size range than stock footwear and is made to a trial fit stage as default. Different last sizes are available and additions can be added to create a Modular shoe for optimal treatment of more complex pathology. Three clear options are detailed in the measurement guide on pages 28-29, which simplifies the ordering process. The modular range is shown on pages 40-65.

The stock range allows you to order a completed shoe ready to supply to your patient. The stock ranges are on pages 6-13, we have small selection that are available in Sheffield for a 24 hour delivery. Others are available to order for delivery to clinic within 5 working days. Stock footwear allows for improved delivery time but will only accommodate certain foot types as additions to the last size are not possible.

All Camino styles in this catalogue can be requested for the production of Made to Measure footwear. However, these are not the limit and other styles can be ordered. The styles that are marked as being ideal for Made to Measure footwear have plain fronts and will allow for some size differences without making it too obvious. For Made to Measure footwear a draft and measurements to British Standards must be provided, along with a cast, diagrams and photos as necessary. Please note that complex Made to Measure footwear may require non-standard sole and heel units, stiffeners and insoles.

A full adaptation service is available for additions such as rocker soles, flares, sockets etc on all types of footwear.

1. Ordering and Enquiries:

Ordering footwear from Blatchford is simple and easy. You can contact our Customer Services directly:

Telephone: +44 (0) 114 2637900

Email: orthoticcs@blatchford.co.uk

Facsimile: +44 (0) 114 2637901

Post: Blatchford Limited, 11 Atlas Way, Atlas North, Sheffield, S4 7QQ.

2. Delivery Promise:

Our goal is to provide a fast and efficient delivery. We aim to despatch orders for Made to Measure footwear in 30 working days and Modular in 25 working days to first fitting. Footwear returned from fitting to completion will be processed in 10 working days for both Made to Measure and Modular. This does not apply to where specific delivery schedules are in place.

3. Catalogues/Product Information:

If you require additional product information please contact our customer service advisors who will be happy to help with your enquiry.

4. Shortages/Damaged Goods:

If any items are received damaged or there are shortages in the delivery this must be notified in writing to customer services within 5 days of receipt of goods.

5. Returns:

In the unlikely event of any footwear being supplied faulty or having been incorrectly supplied, please contact customer services so that the correct goods are despatched immediately. We are happy to accept Stock Footwear that is returned for credit if they are not suitable for the patient.

For items to be accepted for credit the following conditions apply:

- Stock footwear must be unworn and returned in less than 30 days from the date of the delivery
- The product must not have been adapted in any way
- Split sized footwear direct from stock is returnable for credit
- Are returned in the original packaging
- Are in a re-saleable condition

Non-returnable:

- Made to Measure and Modular footwear are non returnable for credit

Blatchford reserves the right to reject items returned for credit if the above conditions are not met. Blatchford is unable to accept return of items that are 'made to order' for credit, unless the goods are faulty or it can be demonstrated they have been damaged in transit. Products and prices are subject to variation at any time and are subject to availability. E & OE.

Stock Footwear Collection



Ladies Mendivil Stock Footwear

All models are made with stretch materials which adapt to foot prominences bunions and hammer toes, they have no internal seams which makes them ideal for diabetics.

Next Day Delivery Available from UK Stock



Waltz (Product Code 85130-BK+size)

Colour: Black
Size Range: 35 - 43
Last Width: 16M Extra wide fitting only
 Features a splashproof, breathable and stretchable Foamtex® apron. Ideal for toe deformities and oedema.

5 Day Delivery from Stock in Spain



Valencia (Product Code 85430-BK+size)

Colour: Black only
Size Range: 35 - 43
Last Width: 16M - Extra Wide fitting only
 Natural stretchable leather apron.
 Diabetic specification.

5 Day Delivery from Stock in Spain



Sevilla (Product Code 85160-BK+size)

Colour: Black only
Size Range: 35 - 41
Last Width: 16M - Extra Wide fitting only
 Neoprene stretchable vamp.

5 Day Delivery from Stock in Spain



Vilena (Product Code 89176-BE+Size)

Colour: Beige only
Size Range: 35 - 41
Last Width: 15K - Wide fitting only
 Splashproof stretchable fabric apron with lace and zip fastening.

5 Day Delivery from Stock in Spain



Elche (Product Code 86180-BR+size)

Colour: Brown only
Size Range: 35 - 41
Last Width: 15K - Wide fitting only
 Natural stretchable leather apron.

5 Day Delivery from Stock in Spain



Murcia (Product Code 86200-BK+size)

Colour: Black only
Size Range: 35 - 41
Last Width: 15K - Wide fitting only
 Splashproof stretchable fabric apron.

Mendivil Stock Last Ladies Measurement Guide

Please note these are not the same as the Modular Range.

Shoe	Size	15K Wide			16M Extra Wide			
		Length	Joint Width	Joint Circ.	Instep Circ.	Joint Width	Joint Circ.	Instep Circ.
	35	226	82	231	235	84	236	237
	36	233	84	235	239	86	240	242
	37	240	86	239	243	88	244	247
	38	246	88	90	248	90	248	252
	39	253	90	247	252	92	252	257
	40	260	92	251	256	94	256	262
	41	266	94	255	261	96	260	267
	42	273	96	259	265	98	264	272
	43	280	98	263	269	100	268	277

Measurements for all sections are shown in mm.

Stock Boots 5 Day Delivery from Stock



Felt Boot (Product Code NSA1215+size)

Colour: Black
Size Range: 34 - 47

Features toe puffs and heel stiffeners, 2mm full length sponge covered insoles, and 8mm sole and heel unit. Machine washable at 40°.

Size UK	Size EU	Length	Joint Width	Joint Circ.	Instep Circ.
2	34	235	83	226	225
3	36	240	85	234	230
4	37	245	87	242	235
5	38	250	89	250	240
6	39	255	90	258	245
7	40	263	92	266	255
8	42	273	94	274	265
9	43	283	96	282	270
10	45	293	98	290	275
11	46	303	100	298	280
12	47	313	103	306	285



Neoprene Boot (Product Code NSA1220 +size)

Colour: Black
Size Range: 34 - 47

Features firm heel stiffeners, full length fitted insole sock, and 8mm sole and heel unit. Machine washable at 40°.

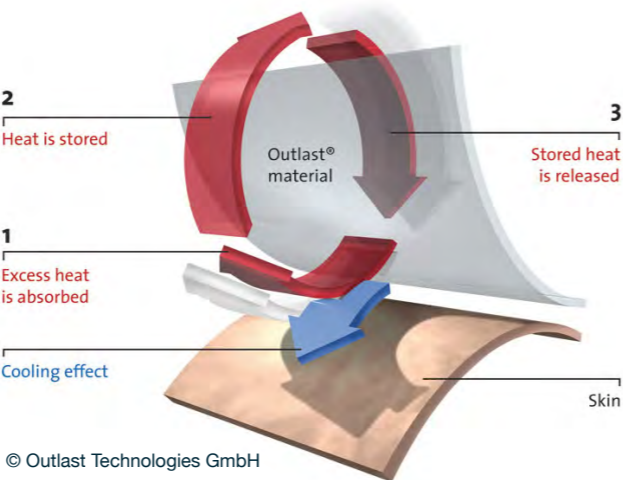
Size UK	Size EU	Length	Joint Width	Joint Circ.	Instep Circ.
2	34	224	77	218	215
3	36	232	79	224	220
4	37	240	81	230	225
5	38	248	83	236	230
6	39	256	85	242	235
7	40	264	87	246	240
8	42	272	89	254	245
9	43	280	91	260	250
10	45	291	93	266	265
11	46	300	96	272	270
12	47	313	102	306	280

Gents Mendivil Stock Footwear

Featuring Outlast® Technology



How Outlast® Technology Works:



Mendivil Stock Last Gents Measurement Guide

Please note these are not the same as the Modular Range.

Shoe		14I Medium			16M Wide			18O Extra Wide		
Size	Length	Joint Width	Joint Circ.	Instep Circ.	Joint Width	Joint Circ.	Instep Circ.	Joint Width	Joint Circ.	Instep Circ.
39	253	88	242	249	92	252	258	96	262	270
40	260	89.5	246	254	93.5	256	263	97.5	266	275
41	266	91	250	259	95	260	268	99	270	280
42	273	92.5	254	264	96.5	264	273	100.5	274	285
43	280	94	258	269	98	268	278	102	278	290
44	286	95.5	262	274	99.5	272	283	103.5	282	295
45	293	97	266	279	101	276	288	105	286	300
46	300	98.5	270	284	102.5	280	293	106.5	290	305

Measurements for all sections are shown in mm.

All models have no internal seams which makes them ideal for diabetics.

Madrid (Product Code 85310-BK+size) 5 Day Delivery from Stock in Spain

Full Outlast® lining.



Colour: Black only
Size Range: 39 - 46
Last Width: 18O - Extra Wide fitting only

Barcelona (Product Code 85550-BK+size) Next Day Delivery Available from UK Stock

Natural stretchable leather apron.
 Popular seller.



Colour: Black only
Size Range: 39 - 46
Last Width: 16M - Wide fitting only

Bilbao (Product Code 85330-BK+size) 5 Day Delivery from Stock in Spain

Natural stretchable leather apron.
 Rear quarter Outlast® lining.



Colour: Black only
Size Range: 39 - 46
Last Width: 14I - Medium fitting only

YDA Trainers

Available direct from UK stock in 5 days

YDA shoes stabilize and assist every step you take. The SPRING SYSTEM® inside the sole encourages a mechanical rolling motion and creates an upward thrust that improves the movement performance. YDA footwear stimulates foot and leg muscles, improves posture and the circulation, protects the foot from injury and reduces the most common foot pain. It is suitable for the management of the diabetic foot, whether or not at risk of developing foot ulcerations (Diabetes + Neuropathy and/or Vasculopathy) and Morton's Neuroma.

YDA Black

Ladies
Code: PH-YDA-WBS-*Size
Size Range: 35-41



Gents
Code: PH-YDA-MBS-*Size
Size Range: 42-47

YDA Blue

Ladies
Code: PH-YDA-WBL-*Size
Size Range: 35-41



Gents
Code: PH-YDA-MBL-*Size
Size Range: 42-47

YDA Grey

Ladies
Code: PH-YDA-WGY-*Size
Size Range: 35-41



Gents
Code: PH-YDA-MGY-*Size
Size Range: 42-47

YDA Cairn Powder Pink

Ladies
Code: PH-YDA-CROSA-*Size
Size Range: 36-41



YDA Unisex

Ladies & Gents
Code: PH-YDA-CBlack-*Size
Size Range: 36-47



YDA Measurement Guides

Measurements for all sections are shown in cm.

YDA Trainer Size Chart Ladies/Gents

Size	Length (cm)	Joint Width	Joint Circ.	Toe Depth (cm)
35	23.4	8.1	22.8	3.4/3.5
36	24	8.3	23.3	3.4/3.5
37	24.6	8.5	23.8	3.4/3.5
38	25.3	8.7	24.3	3.4/3.5
39	26	8.9	24.8	3.4/3.5
40	26.6	9.1	25.3	3.4/3.5
41	27.3	9.3	25.8	3.6/3.7
42	28	9.5	26.3	3.6/3.7
43	28.6	9.7	26.8	3.6/3.7
44	29.3	9.9	27.3	3.6/3.7
45	29.9	10.1	27.8	3.6/3.7
46	30.6	10.3	28.3	3.6/3.7
47	31.3	10.5	28.8	3.6/3.7

YDA MAC Footwear - Ladies

Size	Length (cm)	Joint Width	Joint Circ.	Toe Depth (cm)
36	24.5	8.6	24	3.6/3.7
37	25.2	8.8	24.5	3.6/3.7
38	25.8	8.9	25	3.6/3.7
39	26.5	9.1	25.5	3.6/3.7
40	27.2	9.2	26	3.6/3.7
41	27.8	9.4	26.5	3.6/3.7

YDA MAC Footwear - Gents

Size	Length (cm)	Joint Width	Joint Circ.	Toe Depth (cm)
41	27.3	9.6	27	3.6/3.7
42	28	9.7	28	3.6/3.7
43	28.6	9.9	28.5	3.6/3.7
44	29.3	10	29	3.6/3.7
45	30	10.2	29.5	3.6/3.7
46	30.6	10.3	30	3.6/3.7
47	31.3	10.5	30.4	3.6/3.7

YDA MAC Footwear

Available direct from UK stock in 5 days

Protective footwear with propulsive semi-rigid sole to redistribute loads. MAC3 footwear comply with international guidelines for managing the at risk and high risk diabetic foot (diabetes + neuropathy and/or vasculopathy and/or deformity and/or pre-ulcerative signs).

YDA MAC 3 Dot

Ladies
Code: PH-MAC-DOT-*Size
Size Range: 36-41



YDA MAC 3 Glitter

Ladies
Code: PH-MAC-Glitter-*Size
Size Range: 36-41



YDA MAC 3 Softy

Ladies
Code: PH-MAC-SOFTY-*Size
Size Range: 36-41



YDA MAC 3 Kevin

Gents
Code: PH-MAC-Kevin-*Size
Size Range: 41-47



YDA MAC 3 Bob

Gents
Code: PH-MAC-BOB-*Size
Size Range: 41-47

Fior & Gentz

Stock Footwear



Insole Set Available direct from UK stock

Features

- Antimicrobial top cover
- Manufactured from EVA, providing different shore hardnesses:
Grey = 46° White = 23° Antimicrobial = 28°



Insole Set Standard			Insole Set Wide		
Size	Product Code (Left Set)	Product Code (Right Set)	Size	Product Code (Left Set)	Product Code (Right Set)
35	FO0053-35/L	FO0053-35/R	35	FO0054-35/L	FO0054-35/R
36	FO0053-36/L	FO0053-36/R	36	FO0054-36/L	FO0054-36/R
37	FO0053-37/L	FO0053-37/R	37	FO0054-37/L	FO0054-37/R
38	FO0053-38/L	FO0053-38/R	38	FO0054-38/L	FO0054-38/R
39	FO0053-39/L	FO0053-39/R	39	FO0054-39/L	FO0054-39/R
40	FO0053-40/L	FO0053-40/R	40	FO0054-40/L	FO0054-40/R
41	FO0053-41/L	FO0053-41/R	41	FO0054-41/L	FO0054-41/R
42	FO0053-42/L	FO0053-42/R	42	FO0054-42/L	FO0054-42/R
43	FO0053-43/L	FO0053-43/R	43	FO0054-43/L	FO0054-43/R
44	FO0053-44/L	FO0053-44/R	44	FO0054-44/L	FO0054-44/R
45	FO0053-45/L	FO0053-45/R	45	FO0054-45/L	FO0054-45/R
46	FO0053-46/L	FO0053-46/R	46	FO0054-46/L	FO0054-46/R
47	FO0053-47/L	FO0053-47/R	47	FO0054-47/L	FO0054-47/R
48	FO0053-48/L	FO0053-48/R	48	FO0054-48/L	FO0054-48/R
49	FO0053-49/L	FO0053-49/R	49	FO0054-49/L	FO0054-49/R
50	FO0053-50/L	FO0053-50/R	50	FO0054-50/L	FO0054-50/R

Standard (Flensburg, Erfurt Heidelberg and Leipzig)

Size	Inner Shoe Dimensions (mm)		
	A	B	C
35	95	66	227
36	96	67	233
37	98	68	239
38	100	69	246
39	101	70	251
40	102	71	257
41	105	73	266
42	107	74	272
43	108	75	280
44	109	75	288
45	111	76	292
46	112	77	299
47	113	78	304
48	114	79	310
49	116	80	315
50	118	81	320

Standard (Dresden, Kassel and Nürnberg)

Size	Inner Shoe Dimensions (mm)		
	A	B	C
35	93	63	239
36	94	63	243
37	95	65	248
38	96	66	256
39	99	67	264
40	100	69	268
41	102	70	272
42	104	70	280
43	105	70	290
44	108	72	295
45	108	73	300
46	110	75	306
47	113	75	315
48	113	77	317

Wide (Flensburg and Erfurt)

Size	Inner Shoe Dimensions (mm)		
	A	B	C
35	105	69	233
36	107	69	240
37	109	70	245
38	110	71	250
39	111	72	255
40	112	73	260
41	112	74	268
42	113	75	273
43	115	76	283
44	120	77	290
45	123	78	295
46	123	78	301
47	125	81	307
48	126	82	315
49	129	84	321
50	130	85	328

Wide (Dresden, Kassel and Nürnberg)

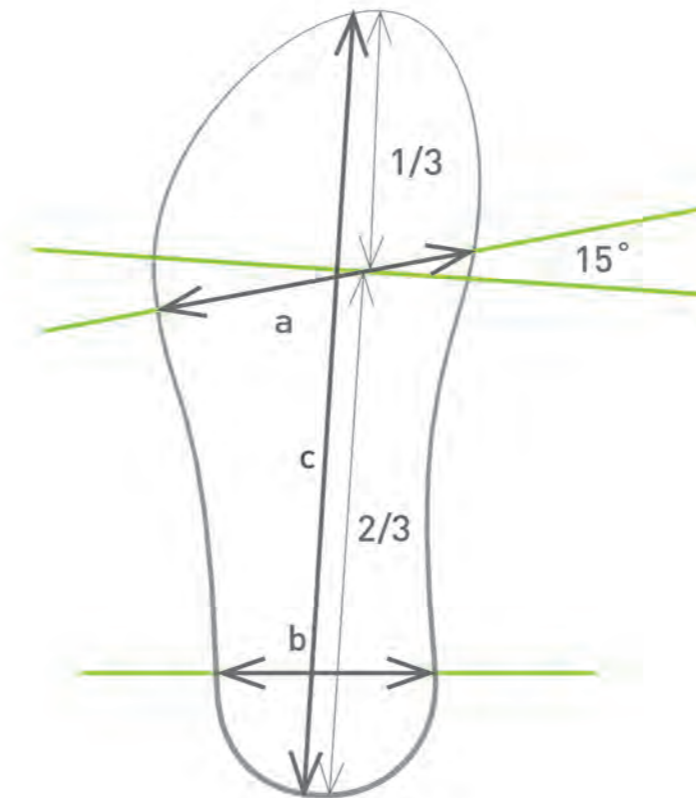
Size	Inner Shoe Dimensions (mm)		
	A	B	C
35	103	67	243
36	104	68	247
37	105	70	254
38	108	70	259
39	109	71	264
40	109	71	270
41	110	72	276
42	111	73	283
43	113	74	288
44	115	75	295
45	117	76	301
46	118	78	308
47	120	80	313
48	122	82	318

EVA Insole Set

- Manufactured from EVA, providing different shore hardnesses:
Black = 40 Grey = 25 White = 50



Insole Set Standard (Fits Flensburg, Heidelberg Leipzig, Kassel and Nürnberg)			Insole Set Wide (Fits Erfurt, Flensburg, Dresden, Leipzig, Kassel, Nürnberg)		
Size	Product Code (Left Set)	Product Code (Right Set)	Size	Product Code (Left Set)	Product Code (Right Set)
35	FO0033-35/L	FO0033-35/R	35	FO0034-35/L	FO0034-35/R
36	FO0033-36/L	FO0033-36/R	36	FO0034-36/L	FO0034-36/R
37	FO0033-37/L	FO0033-37/R	37	FO0034-37/L	FO0034-37/R
38	FO0033-38/L	FO0033-38/R	38	FO0034-38/L	FO0034-38/R
39	FO0033-39/L	FO0033-39/R	39	FO0034-39/L	FO0034-39/R
40	FO0033-40/L	FO0033-40/R	40	FO0034-40/L	FO0034-40/R
41	FO0033-41/L	FO0033-41/R	41	FO0034-41/L	FO0034-41/R
42	FO0033-42/L	FO0033-42/R	42	FO0034-42/L	FO0034-42/R
43	FO0033-43/L	FO0033-43/R	43	FO0034-43/L	FO0034-43/R
44	FO0033-44/L	FO0033-44/R	44	FO0034-44/L	FO0034-44/R
45	FO0033-45/L	FO0033-45/R	45	FO0034-45/L	FO0034-45/R
46	FO0033-46/L	FO0033-46/R	46	FO0034-46/L	FO0034-46/R
47	FO0033-47/L	FO0033-47/R	47	FO0034-47/L	FO0034-47/R
48	FO0033-48/L	FO0033-48/R	48	FO0034-48/L	FO0034-48/R
49	FO0033-49/L	FO0033-49/R	49	FO0034-49/L	FO0034-49/R
50	FO0033-50/L	FO0033-50/R	50	FO0034-50/L	FO0034-50/R



Flensburg Available direct from UK stock

Features

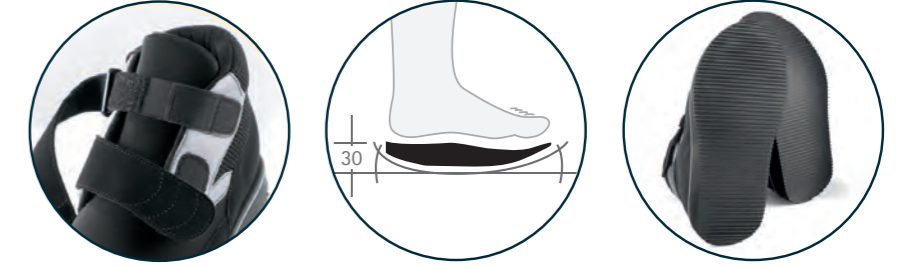
- Asymmetric, spacious diabetic shoe
- Available in standard and wide fittings
- Dorsal zip allows donning and doffing without using the hook and loop fasteners.
- Integrated toe cap for additional stability and protection
- 30mm thick, rigid and extra strong rocker bottom sole with pitch prevents flexion of the metatarsophalangeal joints, ensuring the patient's foot is stabilised and immobilised
- Each shoe is supplied with three 5mm thick EVA insoles (STANDARD FO0053-XX and WIDE FO0054-XX). The top insole has an antimicrobial coating. The insoles can be used as an interim solution for pressure relief until being replaced with a diabetic foot orthotic.



Dresden Available direct from UK stock

Features

- Asymmetric, spacious diabetic shoe
- Available in standard and wide fittings
- The firm outer fabric can be separated from the soft inner fabric to eliminate possible pressure points
- 30mm thick, rigid and extra strong rocker bottom sole with pitch prevents flexion of the metatarsophalangeal joints, ensuring the patient's foot is stabilised and immobilised
- Supplied with a cutting template but without insoles. If insoles are required please see insole sets on pages 14-15



Flensburg Standard			
Size	Product Code (Pair)	Product Code (Left)	Product Code (Right)
35	TS5311-35	TS5311-35/L	TS5311-35/R
36	TS5311-36	TS5311-36/L	TS5311-36/R
37	TS5311-37	TS5311-37/L	TS5311-37/R
38	TS5311-38	TS5311-38/L	TS5311-38/R
39	TS5311-39	TS5311-39/L	TS5311-39/R
40	TS5311-40	TS5311-40/L	TS5311-40/R
41	TS5311-41	TS5311-41/L	TS5311-41/R
42	TS5311-42	TS5311-42/L	TS5311-42/R
43	TS5311-43	TS5311-43/L	TS5311-43/R
44	TS5311-44	TS5311-44/L	TS5311-44/R
45	TS5311-45	TS5311-45/L	TS5311-45/R
46	TS5311-46	TS5311-46/L	TS5311-46/R
47	TS5311-47	TS5311-47/L	TS5311-47/R
48	TS5311-48	TS5311-48/L	TS5311-48/R
49	TS5311-49	TS5311-49/L	TS5311-49/R
50	TS5311-50	TS5311-50/L	TS5311-50/R

Flensburg Wide			
Size	Product Code (Pair)	Product Code (Left)	Product Code (Right)
35	TS5911-35	TS5911-35/L	TS5911-35/R
36	TS5911-36	TS5911-36/L	TS5911-36/R
37	TS5911-37	TS5911-37/L	TS5911-37/R
38	TS5911-38	TS5911-38/L	TS5911-38/R
39	TS5911-39	TS5911-39/L	TS5911-39/R
40	TS5911-40	TS5911-40/L	TS5911-40/R
41	TS5911-41	TS5911-41/L	TS5911-41/R
42	TS5911-42	TS5911-42/L	TS5911-42/R
43	TS5911-43	TS5911-43/L	TS5911-43/R
44	TS5911-44	TS5911-44/L	TS5911-44/R
45	TS5911-45	TS5911-45/L	TS5911-45/R
46	TS5911-46	TS5911-46/L	TS5911-46/R
47	TS5911-47	TS5911-47/L	TS5911-47/R
48	TS5911-48	TS5911-48/L	TS5911-48/R
49	TS5911-49	TS5911-49/L	TS5911-49/R
50	TS5911-50	TS5911-50/L	TS5911-50/R

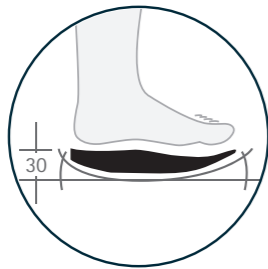
Dresden Standard			
Size	Product Code (Pair)	Product Code (Left)	Product Code (Right)
35	TS5811-35	TS5811-35/L	TS5811-35/R
36	TS5811-36	TS5811-36/L	TS5811-36/R
37	TS5811-37	TS5811-37/L	TS5811-37/R
38	TS5811-38	TS5811-38/L	TS5811-38/R
39	TS5811-39	TS5811-39/L	TS5811-39/R
40	TS5811-40	TS5811-40/L	TS5811-40/R
41	TS5811-41	TS5811-41/L	TS5811-41/R
42	TS5811-42	TS5811-42/L	TS5811-42/R
43	TS5811-43	TS5811-43/L	TS5811-43/R
44	TS5811-44	TS5811-44/L	TS5811-44/R
45	TS5811-45	TS5811-45/L	TS5811-45/R
46	TS5811-46	TS5811-46/L	TS5811-46/R
47	TS5811-47	TS5811-47/L	TS5811-47/R
48	TS5811-48	TS5811-48/L	TS5811-48/R

Dresden Wide			
Size	Product Code (Pair)	Product Code (Left)	Product Code (Right)
35	TS5411-35	TS5411-35/L	TS5411-35/R
36	TS5411-36	TS5411-36/L	TS5411-36/R
37	TS5411-37	TS5411-37/L	TS5411-37/R
38	TS5411-38	TS5411-38/L	TS5411-38/R
39	TS5411-39	TS5411-39/L	TS5411-39/R
40	TS5411-40	TS5411-40/L	TS5411-40/R
41	TS5411-41	TS5411-41/L	TS5411-41/R
42	TS5411-42	TS5411-42/L	TS5411-42/R
43	TS5411-43	TS5411-43/L	TS5411-43/R
44	TS5411-44	TS5411-44/L	TS5411-44/R
45	TS5411-45	TS5411-45/L	TS5411-45/R
46	TS5411-46	TS5411-46/L	TS5411-46/R
47	TS5411-47	TS5411-47/L	TS5411-47/R
48	TS5411-48	TS5411-48/L	TS5411-48/R

Nürnberg Available direct from UK stock

Features

- Asymmetric, spacious diabetic shoe
- Available in standard and wide fittings
- The firm outer fabric can be separated from the soft inner fabric to avoid possible pressure points
- 30mm thick, rigid and extra strong rocker bottom sole with pitch prevents flexion of the metatarsophalangeal joints, ensuring the patient's foot is stabilised and immobilised
- Supplied with a cutting template but without insoles. If insoles are required please see insole sets on pages 14-15.



Nürnberg Standard

Size	Product Code (Pair)	Product Code (Left)	Product Code (Right)
35	TS4311-35	TS4311-35/L	TS4311-35/R
36	TS4311-36	TS4311-36/L	TS4311-36/R
37	TS4311-37	TS4311-37/L	TS4311-37/R
38	TS4311-38	TS4311-38/L	TS4311-38/R
39	TS4311-39	TS4311-39/L	TS4311-39/R
40	TS4311-40	TS4311-40/L	TS4311-40/R
41	TS4311-41	TS4311-41/L	TS4311-41/R
42	TS4311-42	TS4311-42/L	TS4311-42/R
43	TS4311-43	TS4311-43/L	TS4311-43/R
44	TS4311-44	TS4311-44/L	TS4311-44/R
45	TS4311-45	TS4311-45/L	TS4311-45/R
46	TS4311-46	TS4311-46/L	TS4311-46/R
47	TS4311-47	TS4311-47/L	TS4311-47/R
48	TS4311-48	TS4311-48/L	TS4311-48/R

Nürnberg Wide

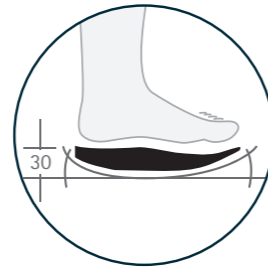
Size	Product Code (Pair)	Product Code (Left)	Product Code (Right)
35	TS4411-35	TS4411-35/L	TS4411-35/R
36	TS4411-36	TS4411-36/L	TS4411-36/R
37	TS4411-37	TS4411-37/L	TS4411-37/R
38	TS4411-38	TS4411-38/L	TS4411-38/R
39	TS4411-39	TS4411-39/L	TS4411-39/R
40	TS4411-40	TS4411-40/L	TS4411-40/R
41	TS4411-41	TS4411-41/L	TS4411-41/R
42	TS4411-42	TS4411-42/L	TS4411-42/R
43	TS4411-43	TS4411-43/L	TS4411-43/R
44	TS4411-44	TS4411-44/L	TS4411-44/R
45	TS4411-45	TS4411-45/L	TS4411-45/R
46	TS4411-46	TS4411-46/L	TS4411-46/R
47	TS4411-47	TS4411-47/L	TS4411-47/R
48	TS4411-48	TS4411-48/L	TS4411-48/R



Kassel Available direct from UK stock

Features

- Asymmetric, spacious diabetic shoe
- Available in standard and wide fittings
- The firm outer fabric can be separated from the soft inner fabric to avoid possible pressure points
- Protective forefoot cap can be attached to the toe area to keep the foot dry and warm
- 30mm thick, rigid and extra strong rocker bottom sole with pitch prevents flexion of the metatarsophalangeal joints, ensuring the patient's foot is stabilised and immobilised
- Supplied with a cutting template but without insoles. If insoles are required please see insole sets on pages 14-15.



Protective Forefoot Cap Available direct from UK stock

Features

- Easily attached to Kassel Standard and Wide
- Keeps the foot dry and warm

Protective Forefoot Cap

Size	Product Code	Size	Product Code
35-36	FO9520-XXS	43-44	FO9520-L
37-38	FO9520-XS	45-46	FO9520-XL
39-40	FO9520-S	47-48	FO9520-XXL
41-42	FO9520-M	49-50	FO9520-XXXL



Bremen Available direct from UK stock

Particularly suited for patients with wounds at the foot/forefoot area on the sole of the foot.

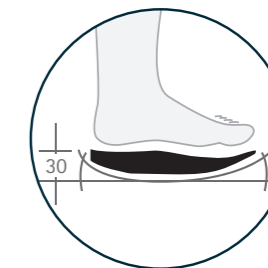
Features

- Spacious post-op shoe with a generous instep fastener for easier donning and doffing
- Integrated toe cap for added stability and protection
- Universal, fits left or right
- 30mm thick, rigid and extra strong rocker bottom sole with pitch
- Supplied with an antimicrobial coated EVA insole (FO0064-XX)



Bremen

Size	Inner Shoe Dimensions		Product Code
	A	C	
XXS	89	209	TS1151-XXS
XS	92	230	TS1151-XS
S	100	236	TS1151-S
M	102	254	TS1151-M
L	106	268	TS1151-L
XL	109	285	TS1151-XL
XXL	110	301	TS1151-XXL



Kassel Standard

Size	Product Code (Pair)	Product Code (Left)	Product Code (Right)
35	TS5421-35	TS5421-35/L	TS5421-35/R
36	TS5421-36	TS5421-36/L	TS5421-36/R
37	TS5421-37	TS5421-37/L	TS5421-37/R
38	TS5421-38	TS5421-38/L	TS5421-38/R
39	TS5421-39	TS5421-39/L	TS5421-39/R
40	TS5421-40	TS5421-40/L	TS5421-40/R
41	TS5421-41	TS5421-41/L	TS5421-41/R
42	TS5421-42	TS5421-42/L	TS5421-42/R
43	TS5421-43	TS5421-43/L	TS5421-43/R
44	TS5421-44	TS5421-44/L	TS5421-44/R
45	TS5421-45	TS5421-45/L	TS5421-45/R
46	TS5421-46	TS5421-46/L	TS5421-46/R
47	TS5421-47	TS5421-47/L	TS5421-47/R
48	TS5421-48	TS5421-48/L	TS5421-48/R

Kassel Wide

Size	Product Code (Pair)	Product Code (Left)	Product Code (Right)
35	TS5321-35	TS5321-35/L	TS5321-35/R
36	TS5321-36	TS5321-36/L	TS5321-36/R
37	TS5321-37	TS5321-37/L	TS5321-37/R
38	TS5321-38	TS5321-38/L	TS5321-38/R
39	TS5321-39	TS5321-39/L	TS5321-39/R
40	TS5321-40	TS5321-40/L	TS5321-40/R
41	TS5321-41	TS5321-41/L	TS5321-41/R
42	TS5321-42	TS5321-42/L	TS5321-42/R
43	TS5321-43	TS5321-43/L	TS5321-43/R
44	TS5321-44	TS5321-44/L	TS5321-44/R
45	TS5321-45	TS5321-45/L	TS5321-45/R
46	TS5321-46	TS5321-46/L	TS5321-46/R
47	TS5321-47	TS5321-47/L	TS5321-47/R
48	TS5321-48	TS5321-48/L	TS5321-48/R

Erfurt Available direct from UK stock

Particularly suited for patients with wounds at the foot/forefoot area on the sole of the foot, swellings or joint pain. Also suitable for those who need a closed shoe with a fastener system offering wider, more generous opening and a tall shaft.

Features

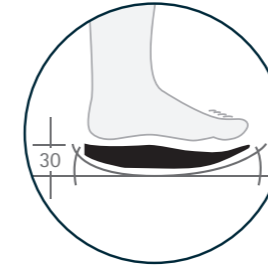
- Asymmetric, spacious post-op shoe with a generous instep fastener
- Available in standard and wide fittings
- Dorsal zip for easier donning and doffing
- Integrated toe cap for added stability and protection
- 30mm thick, rigid and extra strong rocker bottom sole with pitch
- Supplied with three 5mm thick antimicrobial coated EVA insoles (Standard FO0053-XX and Wide FO0054-XX)



Leipzig Available direct from UK stock

Features

- Asymmetric, spacious diabetic shoe
- Hook and loop fasteners, and dorsal zip, facilitate generously wide opening for easier donning and doffing
- Integrated toe cap for more stability and protection in the toe area
- 30mm thick, flexible sole with pitch supports a natural heel to toe movement while walking
- Supplied with three 5mm thick antimicrobial coated EVA insoles (FO0053-XX)



Erfurt Standard			
Size	Product Code (Pair)	Product Code (Left)	Product Code (Right)
35	TS5310-35	TS5310-35/L	TS5310-35/R
36	TS5310-36	TS5310-36/L	TS5310-36/R
37	TS5310-37	TS5310-37/L	TS5310-37/R
38	TS5310-38	TS5310-38/L	TS5310-38/R
39	TS5310-39	TS5310-39/L	TS5310-39/R
40	TS5310-40	TS5310-40/L	TS5310-40/R
41	TS5310-41	TS5310-41/L	TS5310-41/R
42	TS5310-42	TS5310-42/L	TS5310-42/R
43	TS5310-43	TS5310-43/L	TS5310-43/R
44	TS5310-44	TS5310-44/L	TS5310-44/R
45	TS5310-45	TS5310-45/L	TS5310-45/R
46	TS5310-46	TS5310-46/L	TS5310-46/R
47	TS5310-47	TS5310-47/L	TS5310-47/R
48	TS5310-48	TS5310-48/L	TS5310-48/R
49	TS5310-49	TS5310-49/L	TS5310-49/R
50	TS5310-50	TS5310-50/L	TS5310-50/R

Erfurt Wide			
Size	Product Code (Pair)	Product Code (Left)	Product Code (Right)
35	TS5410-35	TS5410-35/L	TS5410-35/R
36	TS5410-36	TS5410-36/L	TS5410-36/R
37	TS5410-37	TS5410-37/L	TS5410-37/R
38	TS5410-38	TS5410-38/L	TS5410-38/R
39	TS5410-39	TS5410-39/L	TS5410-39/R
40	TS5410-40	TS5410-40/L	TS5410-40/R
41	TS5410-41	TS5410-41/L	TS5410-41/R
42	TS5410-42	TS5410-42/L	TS5410-42/R
43	TS5410-43	TS5410-43/L	TS5410-43/R
44	TS5410-44	TS5410-44/L	TS5410-44/R
45	TS5410-45	TS5410-45/L	TS5410-45/R
46	TS5410-46	TS5410-46/L	TS5410-46/R
47	TS5410-47	TS5410-47/L	TS5410-47/R
48	TS5410-48	TS5410-48/L	TS5410-48/R
49	TS5410-49	TS5410-49/L	TS5410-49/R
50	TS5410-50	TS5410-50/L	TS5410-50/R

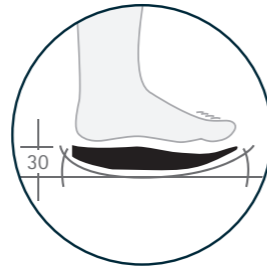

Leipzig			
Size	Product Code (Pair)	Product Code (Left)	Product Code (Right)
35	TS5512-35	TS5512-35/L	TS5512-35/R
36	TS5512-36	TS5512-36/L	TS5512-36/R
37	TS5512-37	TS5512-37/L	TS5512-37/R
38	TS5512-38	TS5512-38/L	TS5512-38/R
39	TS5512-39	TS5512-39/L	TS5512-39/R
40	TS5512-40	TS5512-40/L	TS5512-40/R
41	TS5512-41	TS5512-41/L	TS5512-41/R
42	TS5512-42	TS5512-42/L	TS5512-42/R
43	TS5512-43	TS5512-43/L	TS5512-43/R
44	TS5512-44	TS5512-44/L	TS5512-44/R
45	TS5512-45	TS5512-45/L	TS5512-45/R
46	TS5512-46	TS5512-46/L	TS5512-46/R
47	TS5512-47	TS5512-47/L	TS5512-47/R
48	TS5512-48	TS5512-48/L	TS5512-48/R
49	TS5512-49	TS5512-49/L	TS5512-49/R
50	TS5512-50	TS5512-50/L	TS5512-50/R



Heidelberg Available direct from UK stock

Features

- Asymmetric, spacious diabetic shoe
- Provides a variable volume
- Partially flexible upper fabric is elastic and adapts to different demands on space
- 30mm thick, flexible sole with pitch supports a natural heel to toe movement while walking
- Supplied with three 5mm thick antimicrobial coated EVA insoles (FO0053-XX)



Heidelberg

Size	Product Code (Pair)	Product Code (Left)	Product Code (Right)
35	TS4552-35	TS4552-35/L	TS4552-35/R
36	TS4552-36	TS4552-36/L	TS4552-36/R
37	TS4552-37	TS4552-37/L	TS4552-37/R
38	TS4552-38	TS4552-38/L	TS4552-38/R
39	TS4552-39	TS4552-39/L	TS4552-39/R
40	TS4552-40	TS4552-40/L	TS4552-40/R
41	TS4552-41	TS4552-41/L	TS4552-41/R
42	TS4552-42	TS4552-42/L	TS4552-42/R
43	TS4552-43	TS4552-43/L	TS4552-43/R
44	TS4552-44	TS4552-44/L	TS4552-44/R
45	TS4552-45	TS4552-45/L	TS4552-45/R
46	TS4552-46	TS4552-46/L	TS4552-46/R
47	TS4552-47	TS4552-47/L	TS4552-47/R
48	TS4552-48	TS4552-48/L	TS4552-48/R
49	TS4552-49	TS4552-49/L	TS4552-49/R
50	TS4552-50	TS4552-50/L	TS4552-50/R





Camino
Modular Collection

Modular Measurement Guide

Measuring Guide

All measurements should be taken with the patient sitting down.

1. Foot length

Use the Camino foot measuring stick to measure the length of the foot.

2. Joint width

The joint width is taken obliquely across the foot from the first to the fifth metatarsal joints at the widest point.

3-5. Joint, instep and ankle circumferences

The tape should be pulled tightly enough to compress the tissues a little and then released sufficiently to allow the normal elasticity of the tissue to bring the tape back to the correct measurement tension. The leg circumference should be taken at the correct height. See table on pages 66 and 67.

6. Heel width

The heel width measurement should be taken at the widest part of the heel.

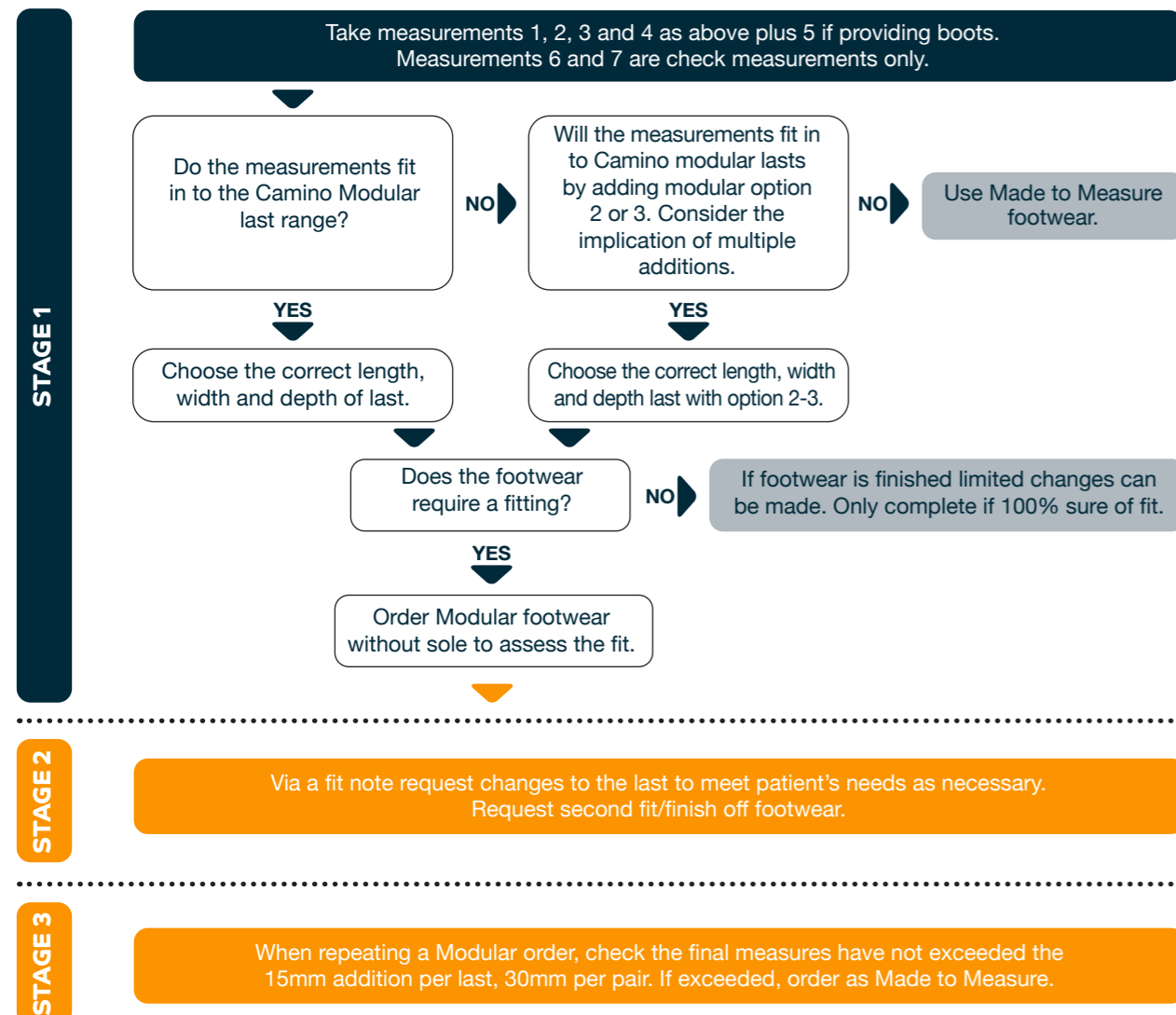
7. Toe depth

Use the measuring stick to measure the toe depth.



1. Foot length
2. Joint width
3. Joint circumference
4. Instep circumference
5. Leg circumference (boots only)
6. Heel width
7. Toe depth

Stock/Modular Footwear Measurement Process



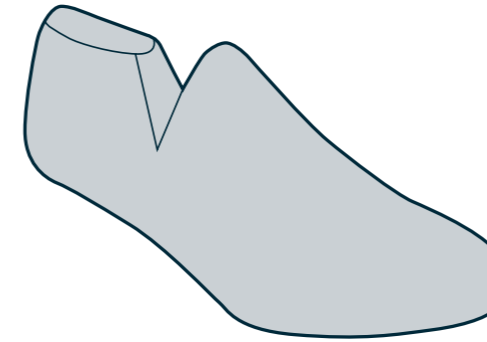
Modular Last Additions

All additions must be in multiples of 3mm only, e.g 3mm, 6mm, 9mm, 12mm and 15mm, except when an increase in length is requested. 4mm for half a size and 8mm for a full size. A round toe last is used as default. A square toe last has a straightened medial border providing more room for the hallux. Please note that stock lasts can only have additions added to them, they cannot be reduced in dimension.

Option 1

Standard Shoe

Any standard last, without modifications to last or upper, with a choice of shoes and boots.

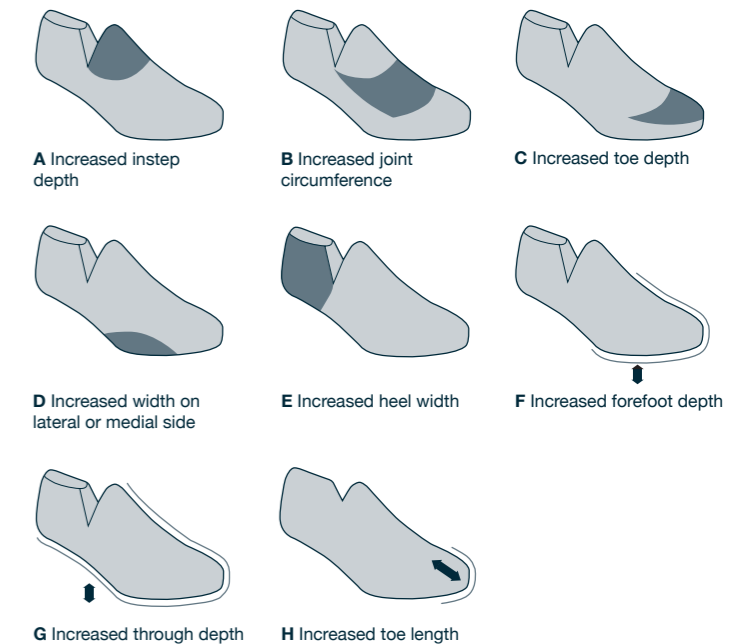


Option 2

CA0100

Any one single modification per last as illustrated below.

Not to exceed 6mm per last.



Further Options

Special pattern changes can be requested to make modifications to the upper to improve the overall fit i.e lower under ankle section or lower opening .

Special pattern change	CA0103
Square toe option	CA0105
Commando sole unit	CA0106

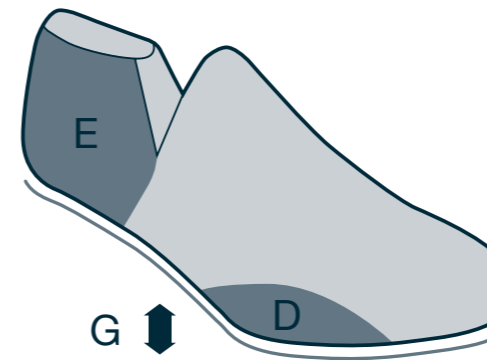
Footwear ordered that exceeds the specifications detailed in Option 3 will be treated as Made to Measure footwear and charged accordingly.

Option 3

CA0102

Several modifications in multiples of 3mm, 6mm, 9mm or 12mm. Allows you to choose any combination of modifications as illustrated in below.

Not to exceed 15mm per last.



Example: D Increased width on lateral or medial side	= 6mm
E Increased heel width	= 3mm
G Increased through depth	= 6mm
Total	= 15mm

Footwear can be supplied with up to 3 x 3mm shock absorbing insoles maximum. Please state the number required on your order form.

Materials

Camino footwear is manufactured from the finest quality materials available.

Calf leather has a fine smooth grain. It is soft but sturdy and is suitable for most default footwear.

Diabetic softee leather is a thinned calf, making it softer and more supple than standard calf. It is not suitable for use with stiffeners and for patients requiring strong sturdy footwear.

Distressed leather is a strong, thicker leather than calf and suitable for the manufacture of more durable footwear. The distressed leather is smooth in appearance.

Sicilana leather is a thick leather but is soft and supple due to the tanning process producing a grained finish.

Strong leather is the strongest and most durable leather in our range and is ideal for moisture resistance.

Nubuck leather has a softer appearance due to the buffed surface but is a robust material with good longevity. It cannot be polished but can be cleaned like suede.

Stretch leather can be used for aprons and side panels on certain styles. It is made from natural leather. Stretch leather cannot be used to manufacture a full vamp or full shoe.

Leather thickness.

Ladies and Gents shoes/boots are manufactured in calf leather, which is 1.4 - 1.6mm thickness. The thickness of Strong Leather, Distressed Leather Val, Nubuck and Siciliana leathers is 1.8 - 2mm. Softee leather is 1.2 - 1.4mm thick.

Please note that the thickness is not the only value that determines the strength of leather; leathers of the same thickness can offer very different properties due to the different tanning processes which break the fibers changing the malleability.

Synthetic upper materials.

Neoprene can be used to manufacture the apron on some styles to provide a soft stretchy upper. Ideal for painful deformed toes.

Vegan synthetic leathers meet the standards as set out and certified by Inescop.

Corduroy Uppers are only available on house shoes and will have a fabric lining which will be matched to the colour of the corduroy. Corduroy is a durable cloth textile with a raised parallel cord effect.

Toe Puffs stiffen and retain the toe box shape of the footwear.

Three types of toe puffs are available for Made to Measure and Modular footwear:

1. Standard toe puffs are the default and are used in most footwear types, stiffening a larger part of the toe area at the sides and over the dorsum.
2. Winged toe puffs do not extend over the top of the second, third and fourth toes and are ideal for sensitive feet and clawed toes.
3. Rimmed toe puffs hold the front of the shoe up but do not extend back over the dorsum of the toes or along the sides of the toe box. They should only be used when feet are very sensitive or deformities are irritated by an alternative toe puff.

Heel stiffeners help to maintain the shape and strength at the rear part of the footwear.

A standard heel stiffener covers the medial and lateral sides of the heel and is joined at the back.

Extended heel stiffeners extend along the medial, lateral or both sides of the foot to behind the joint area

High stiffeners provide additional strength on the medial, lateral or both sides of a boot. As default the height will be to below the collar. Other heights can be specified.

Toe puffs and heel stiffeners are made from a synthetic material as default. The material can be doubled for increased strength.

Custom heel stiffeners and toe puffs can be specified in Made to Measure footwear made from different materials.



Leather Options

The Camino Collection is manufactured using only the finest quality leather and materials. Please note that actual colours may vary slightly from the illustrated colour tiles.


Calf Leather




Distressed Leather Val



Diabetic Softee Leather



Siciliana Leather




Nubuck



Vegan Synthetic Leather

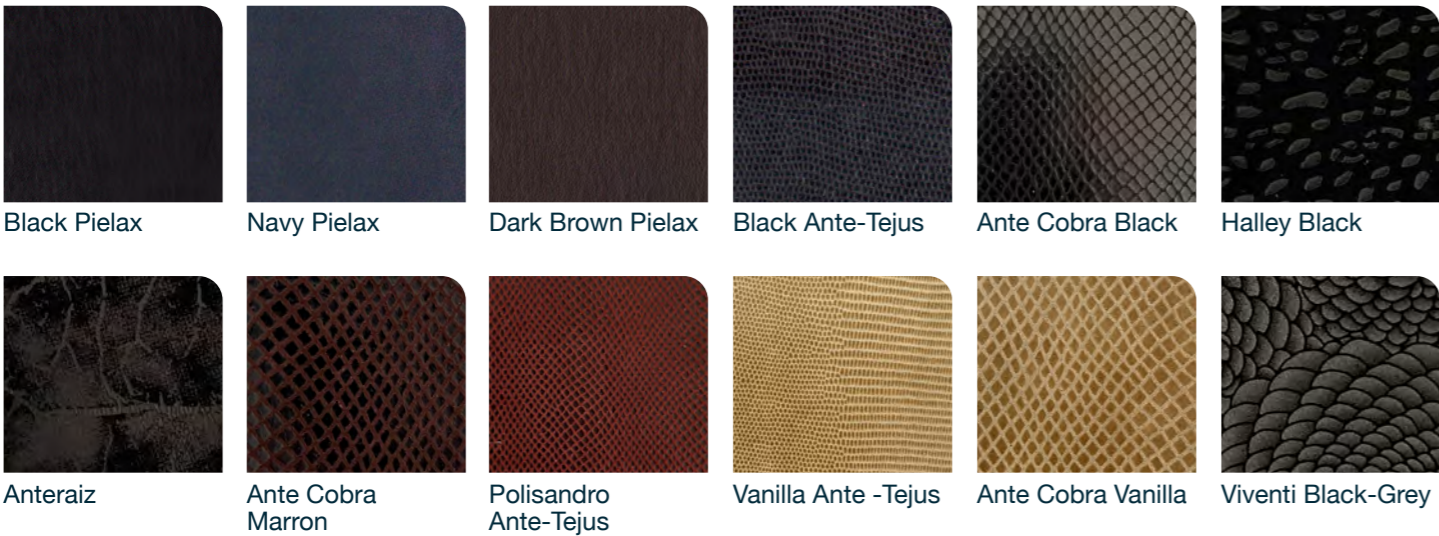


Strong Leather




Panel Options for Specified Styles

Stretch Leather



Linings



Neoprene




Corduroy

Only available for house shoes. The lining colour will match the upper.



Cordura



Sole Unit and Punch Pattern Options

Modular and Made to Measure Sole Unit Options



OPTION 1

Separate Sole and Heel

Pyramid EVA midsole with textured rubber top piece. Heel height 22mm as default at mid-heel with a 2mm +/- tolerance, size dependent. Fore part height 8mm.



OPTION 2

Semi Wedge

Pyramid EVA midsole with lightweight rubber top piece and semi wedge heel. Heel height 22mm as default at mid-heel with a 2mm +/- tolerance, size dependent. Fore part height 6mm.



OPTION 3

Through Sole Unit

Pyramid EVA midsole with textured rubber top piece. Heel height 22mm as default at mid-heel with a 2mm +/- tolerance, size dependent. Fore part height 5mm.



OPTION 4

Commando Sole Unit

EVA/rubber midsole. Heel height 25mm as default at mid-heel with a 2mm +/- tolerance, size dependent. Fore part height 10mm. Available in:
A) Light Weight
B) Heavy Weight
C) Heavy Weight Through Sole



OPTION 5

Semi Wedge Textured

EVA midsole with textured rubber top piece and semi wedge heel. Heel height 22mm as default at mid-heel with a 2mm +/- tolerance, size dependent. Fore part height 5mm.



OPTION 6

Separate Sole and Heel Textured


EVA midsole with textured rubber top piece. Heel height 22mm as default at mid-heel with a 2mm +/- tolerance, size dependent. Fore part height 5mm.



OPTION 7

Trainer Sole Unit With Negative Heel

Light weight flexible textured construction with good grip. Available in Black/White. Heel height 22mm as default at mid-heel with a 2mm +/- tolerance, size dependent. Fore part height 5mm.



OPTION 8

Non Standard Sole Unit

This option can be manufactured as a Separate Sole and Heel, Semi Wedge or Through Sole Unit. This can be manufactured from a variety of materials. Please specify on your order.

Punch Pattern Options

Only use punch patterns on 2nd issue footwear onwards, when the fitting is 100% confirmed. This reduces the chance of it being pulled off centre after adjustments are made. Punch pattern cannot be added at fitting.



Ladies Pattern 1



Ladies Pattern 2



Ladies Pattern 3



Ladies Pattern 4



Ladies Pattern 5



Gents Pattern 1



Gents Pattern 2



Gents Pattern 3



Gents Pattern 4

Mock Welt

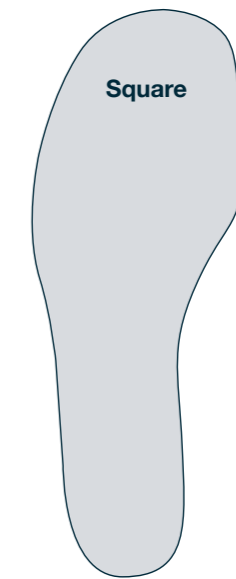


Gents Welt

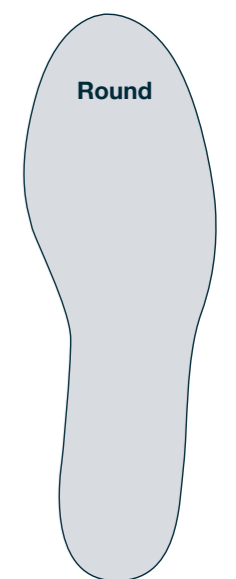


Ladies Welt

Toe Shapes



Square



Round

Camino Unisex House Collection

Camino Unisex House Collection

Tranquil (Product Code CA0079V)

Tranquil is a house shoe available with a low opening with a lay over hook and loop fastening.

- Tips:**
1. The soft corduroy fabric makes this shoe ideal for indoor use.
 2. This low opening shoe is ideal for feet with variable oedema and when easy access is required.
 3. Punch patterns cannot be added on the vamp.

Fastenings: Available in lay on hook and loop

Materials: Corduroy upper only

Sole Units: All



Shown in Grey

Relax (Product Code CA0080V)

Relax is a house shoe available with a standard opening with either a lay over or reverse pull hook and loop fastening.

- Tips:**
1. The soft corduroy fabric makes this shoe ideal for indoor use.
 2. Punch patterns cannot be added on the vamp.

Fastenings: Available in reverse pull or lay on hook and loop

Materials: Corduroy upper only

Sole Units: All



Shown in Navy

Calm (Product Code CA0081V)

Calm is a house shoe available with a low opening with either a leather lay over or reverse pull hook and loop fastening.

- Tips:**
1. The soft corduroy fabric makes this shoe ideal for indoor use.
 2. Punch patterns cannot be added on the vamp.

Fastenings: Available in reverse pull or lay on hook and loop

Materials: Corduroy upper only

Sole Units: All



Shown in Gold

Ladies Camino Modular Collection

All styles in this section are manufactured as illustrated.
If there are to be any changes to the upper design or
quantity of straps required then a special pattern change
will need to be requested at the point of ordering.



Ladies Camino Modular Collection

Coral (Product Code Lace CA0007L, Hook & Loop CA0007V)

Coral is a 3 eyelet Derby plain front shoe.

- Tips:**
1. Minimal seams on vamp makes the style ideal for diabetic patients or those with sensitive feet.
 2. The standard opening means this style is not recommended for oedema or when easy access is required.
 3. No seams at the joints make it suitable for feet with painful or sensitive 1st or 5th joints.

Fastenings: Available in reverse pull hook and loop, and lace
Materials: Not available with stretch leather or neoprene
Sole Units: All



Shown in
Taupe
and Dark
Burgundy

Larimar (Product Code Lace CA0014L, Hook & Loop CA0014V)

Larimar is a 5 eyelet Derby plain front shoe.

- Tips:**
1. Minimal seams on vamp makes the style ideal for diabetic patients or those with sensitive feet.
 2. This low opening shoe is ideal for feet with variable oedema and when easy access is required.
 3. No seams at the joints make it suitable for feet with painful or sensitive 1st or 5th joints.
 4. Punch patterns cannot be added on the vamp.

Fastenings: Available in reverse pull hook and loop, and lace
Materials: Not available with stretch leather or neoprene
Sole Units: All



Shown in
Taupe and
Navy

Nottingham (Product Code Lace CA0035L, Hook & Loop CA0035V)

Nottingham is a 4 eyelet Derby plain front shoe.

- Tips:**
1. Minimal seams on vamp makes the style ideal for diabetic patients or those with sensitive feet.
 2. This low opening shoe is ideal for feet with variable oedema and when easy access is required.
 3. Punch patterns cannot be added on the vamp.
 4. No seams at the joint make it suitable for feet with painful or sensitive 1st or 5th joints.

Fastenings: Available in reverse pull hook and loop, and lace
Materials: Not available with stretch leather or neoprene
Sole Units: All



Shown in
Light
Burgundy
and Navy

Sunstone (Product Code Lace CA0078L, Hook & Loop CA0078V)

Sunstone is a 5 eyelet Derby plain front shoe with contrasting trim quilted effect quarters.

- Tips:**
1. Minimal seams on vamp makes the style ideal for diabetic patients or those with sensitive feet.
 2. This low opening shoe is ideal for feet with variable oedema and when easy access is required.
 3. Punch patterns cannot be added on the vamp.

Fastenings: Available in reverse pull hook and loop, and lace
Materials: Not available with stretch leather or neoprene
Sole Units: All



Shown in
Navy Blue
and Taupe
with Cream
detail

Moonstone (Product Code Lace CA0064L, Hook & Loop CA0064V)

Moonstone is a 4 eyelet Derby plain front shoe.

- Tips:**
1. Minimal seams on vamp makes the style ideal for diabetic patients or those with sensitive feet.
 2. This low opening shoe is ideal for feet with variable oedema and when easy access is required. The opening extends 15-20mm lower than Nottingham.
 3. No seams at the joint make it suitable for feet with painful or sensitive 1st or 5th joints.
 4. Punch patterns cannot be added on the vamp.

Fastenings: Available in reverse pull hook and loop, and lace
Materials: Not available with stretch leather or neoprene
Sole Units: All



Shown in
Black and
Pink

Jasper (Product Code Lace CA0013L, Hook & Loop CA0013V)

Jasper is a 5 eyelet Oxford type shoe with decorative apron stitch.

- Tips:**
1. The U opening front makes access and adjustability more difficult so this style is not recommended for oedema or when easy access is required.
 2. No seams at the joints make it suitable for feet with painful or sensitive 1st or 5th joints.
 3. Punch patterns cannot be added on the vamp.

Fastenings: Available in reverse pull hook and loop, and lace
Materials: Not available with stretch leather or neoprene
Sole Units: All



Shown in
Dark
Brown with
Medium
Brown
detail and
Taupe

Ladies Camino Modular Collection

Jade (Product Code Lace CA0012L, Hook & Loop CA0012V)

Jade is a 5 eyelet Oxford type shoe with decorative upper stitch.

- Tips:**
1. The standard opening means this style is not recommended for oedema or when easy access is required.
 2. Punch patterns cannot be added on the vamp.
 3. No seams at the joint make it suitable for feet with painful or sensitive 1st or 5th joints.

Fastenings: Available in reverse pull hook and loop, and lace
Materials: Not available with stretch leather or neoprene
Sole Units: All



Shown in Red and Taupe Nubuck

Suffolk (Product Code Lace CA0039L, Hook & Loop CA0039V)

Suffolk is a 5 eyelet Oxford type shoe with decorative apron stitch.

- Tips:**
1. The stretch side panels provide extra ease for painful toes.
 2. The U opening front makes access and adjustability more difficult so this style is not recommended for oedema or when easy access is required.
 3. No seams at the joints make it suitable for feet with painful or sensitive 1st or 5th joints.
 4. Punch patterns cannot be added on the vamp.

Fastenings: Available in reverse pull hook and loop, and lace
Materials: Not available with neoprene
 Side panels are only available in stretch leather
Sole Units: All



Shown in Navy and Dark Brown

Ruby (Product Code Lace CA0016L, Hook & Loop CA0016V)

Ruby is a 3 eyelet Blucher type shoe with stitched apron design.

- Tips:**
1. The standard opening means this style is not recommended for oedema or when easy access is required.
 2. No seams at the joints make it suitable for feet with painful or sensitive 1st or 5th joints.
 3. Punch patterns cannot be added on the vamp.

Fastenings: Available in reverse pull hook and loop, and lace
Materials: Not available with stretch leather or neoprene
Sole Units: All



Shown in Cream and Red

Amethyst (Product Code Hook & Loop CA0003V)

Amethyst is a T-bar shoe.

- Tips:**
1. A single strap secures the foot inside the shoe so it is not suitable for pronated or pes planus feet.
 2. This style is not suitable for oedema that may swell through the openings.
 3. Minimal seams on vamp makes the style ideal for diabetic patients or those with sensitive feet.
 4. The opening makes access and adjustability more difficult so this style is not recommended for oedema or when easy access is required.

Fastenings: Available in reverse pull hook and loop
Materials: Not available with stretch leather or neoprene
Sole Units: All



Shown in Cream Nubuck and Navy

Pearl (Product Code Lace CA0015L, Hook & Loop CA0015V)

Pearl is a 3 eyelet Derby type shoe with stitched apron design and fold pattern.

- Tips:**
1. The standard opening means this style is not recommended for oedema or when easy access is required.
 2. This style is unsuitable for sensitive or severely clawed toes due to the seams on the apron.
 3. Punch patterns cannot be added on the vamp.

Fastenings: Available in reverse pull hook and loop, and lace
Materials: Not available with stretch leather or neoprene
Sole Units: All



Shown in Navy Nubuck and Cream

Shropshire (Product Code Code Hook & Loop CA0043V)

Shropshire is a Mary Jane style shoe.

- Tips:**
1. A single strap secures the foot inside the shoe so it is not suitable for pronated or pes planus feet.
 2. This style is not suitable for oedema that may swell through the openings.
 3. Minimal seams on vamp makes the style ideal for low risk diabetic patients or those with sensitive feet.
 4. The opening allows easy access.
 5. Punch patterns cannot be added on the vamp.

Fastenings: Available in reverse pull hook and loop
Materials: Not available with stretch leather or neoprene
Sole Units: All



Shown in Olive and Dark Burgundy

Ladies Camino Modular Collection

Slate (Product Code Hook & Loop CA0065V)

Slate is a Mary Jane style shoe.

- Tips:**
1. A single strap secures the foot inside the shoe so it is not suitable for pronated or pes planus feet.
 2. This style is not suitable for severe oedema that may swell through the opening.
 3. The opening allows access easy.
 4. Punch patterns cannot be added on the vamp.

Fastenings: Available in reverse pull hook and loop
Materials: Only available in colour options shown. Apron and edging is a stretched fabric.
Sole Units: All



Shown in Grey and Black with patterned stretched vamps

Rutland (Product Code Lace CA0042L, Hook & Loop CA0042V)

Rutland is a Monk bar shoe with a stretch leather apron.

- Tips:**
1. It offers easy access and the elastic inserts on the straps allow some adjustability for instep oedema.
 2. The soft stretch front is ideal for sensitive feet or those with toe deformities.
 3. Punch patterns cannot be added on the vamp.

Fastenings: Available in reverse pull hook and loop, and lace
Materials: Materials stretch leather apron and calf rearfoot and toe bumper
Sole Units: All



Shown in Black and Light Burgundy

Essex (Product Code Lace CA0038L, Hook & Loop CA0038V)

Essex is a 3 eyelet Derby type shoe with a stretch leather apron.

- Tips:**
1. The soft stretch front is ideal for sensitive feet or those with toe deformities.
 2. This low opening shoe is ideal for feet with variable oedema and when easy access is required.
 3. Punch patterns cannot be added on the vamp.

Fastenings: Available in reverse pull hook and loop, and lace
Materials: Materials stretch leather apron and calf rearfoot and toe bumper
Sole Units: All



Shown in Navy and Dark Brown with stretched vamps

Carnelian (Product Code Lace CA0005L, Hook & Loop CA0005V)

Carnelian is a 3 eyelet Blucher type plain front shoe.

- Tips:**
1. Minimal seams on vamp makes the style ideal for diabetic patients or those with sensitive feet.
 2. The standard opening means this style is not recommended for oedema or when easy access is required.
 3. No seams at the joints make it suitable for feet with painful or sensitive 1st or 5th joints.

Fastenings: Available in reverse pull hook and loop, and lace
Materials: Not available with stretch leather or neoprene
Sole Units: All



Shown in Dark Brown and Caribe Blue

Cheshire (Product Code Hook & Loop CA0041V)

Cheshire is a T-bar shoe with stretch leather side panels.

- Tips:**
1. A single strap secures the foot inside the shoe so it is not suitable for pronated or pes planus feet.
 2. This style is not suitable for oedema that may swell through the openings.
 3. The stretch side panels provide extra ease for painful toes.
 4. The opening makes access and adjustability more difficult so this style is not recommended for oedema or when easy access is required.
 5. Punch patterns cannot be added on the vamp.

Fastenings: Available in reverse pull hook and loop
Materials: Stretched leather vamp and calf rearfoot
Sole Units: All



Shown in Black and Dark Brown

Stafford (Product Code Lace CA0036L, Hook & Loop CA0036V)

Stafford is a 3 eyelet Derby type shoe with a neoprene vamp.

- Tips:**
1. The soft stretch front is ideal for sensitive feet or those with toe deformities.
 2. This shoe is ideal for feet with variable oedema and when easy access is required.
 3. No seams at the joints make it suitable for feet with painful or sensitive 1st or 5th joints.
 4. Punch patterns cannot be added on the vamp.

Fastenings: Available in reverse pull hook and loop, and lace
Materials: Neoprene vamp and calf rearfoot
Sole Units: All



Shown in Black and Dark Brown

Ladies Camino Modular Collection

Hertford (Product Code Lace CA0037L, Hook & Loop CA0037V)

Hertford is a 3 eyelet Derby type shoe with a stretch leather apron.

- Tips:** 1. The soft stretch front is ideal for sensitive feet or those with toe deformities, especially bunions.
2. Punch patterns cannot be added on the vamp.



Shown in Taupe with Ante Cobra Vanilla stretched vamp and Black with Pielax stretched leather vamp

- Fastenings:** Hook and loop, and lace
Materials: Materials stretch leather apron and calf rearfoot and toe bumper
Sole Units: All

Agate (Product Code Lace CA0002L, Hook & Loop CA0002V)

Agate is a 3 eyelet Blucher type shoe with decorative apron stitch which creates a slimming appearance.

- Tips:** 1. No seams at the joints make it suitable for feet with painful or sensitive 1st or 5th joints.
2. Punch patterns cannot be added on the vamp.



Shown in Red and Olive

- Fastenings:** Available in reverse pull hook and loop, and lace
Materials: Not available with stretch leather or neoprene
Sole Units: All

Titanite (Product Code Lace CA0066L, Hook & Loop CA0066V)

Titanite is a 5 eyelet Derby trainer with contrasting colour heel insert and punch pattern detail on the sides.

- Tips:** 1. This low opening trainer is ideal for feet with variable oedema and when easy access is required.
2. Punch patterns cannot be added on the vamp.



Hook and loop shown in White with Rose Nubuck detail. Lace shown in White with Black detail

- Fastenings:** Hook and loop, and lace
Materials: Not available with stretch leather or neoprene
Sole Units: Trainer

Tigereye (Product Code Lace CA0017L, Hook & Loop CA0017V)

Tigereye is a 5 eyelet Oxford type trainer with contrasting colour stripes.

- Tips:** 1. The U opening front makes access and adjustability more difficult so this style is not recommended for oedema or when easy access is required.
2. Punch patterns cannot be added on the vamp.



Shown in Black with White stripe and White with Black stripe

- Fastenings:** Hook and loop, and lace
Materials: Not available with stretch leather or neoprene
Sole Units: Trainer

Silver (Product Code Lace CA0067L, Hook & Loop CA0067V)

Silver is a 5 eyelet trainer with contrasting colour inserts

- Tips:** 1. The U opening front makes access and adjustability more difficult so this style is not recommended for oedema or when easy access is required.
2. Punch patterns cannot be added on the vamp.



Shown in Black and Grey, and White Calf with Silver Siciliana insert

- Fastenings:** Available in reverse pull hook and loop, and lace
Materials: Not available with stretch leather or neoprene
Sole Units: Trainer

Ladies Camino Modular Collection

Malachite (Product Code Lace CA0082L, Hook & Loop CA0082V)

Malachite is a 6 eyelet Derby trainer with contrasting colour stripes.

- Tips:** 1. This low opening trainer is ideal for feet with variable oedema and when easy access is required.
2. Punch patterns cannot be added on the vamp.



Shown in Black and Grey, and Navy and Red

Fastenings: Available in reverse pull hook and loop, and lace
Materials: Not available with stretch leather or neoprene
Sole Units: Trainer

Northumberland (Product Code Lace CA0047L, Hook & Loop CA0047V)

Northumberland is a 6 eyelet trainer boot with contrasting colour stripes.

- Tips:** 1. The U opening front makes access and adjustability more difficult so this style is not recommended for oedema or when easy access is required.
2. Punch patterns cannot be added on the vamp.



Shown in Black with White stripe and White with Navy stripe

Fastenings: Available in reverse pull hook and loop, and lace
Materials: Not available with stretch leather or neoprene
Sole Units: Trainer

Berkshire (Product Code Lace CA0048L, Hook & Loop CA0048V)

Berkshire is a 7 eyelet Derby trainer boot with contrasting colour ankle/heel insert.

- Tips:** 1. This low opening shoe is ideal for feet with variable oedema and when easy access is required.
2. Punch patterns cannot be added on the vamp.



Shown in White with Black stripe and Navy with White stripe. Also available without stripes upon request

Fastenings: Available in reverse pull hook and loop, and lace
Materials: Not available with stretch leather or neoprene
Sole Units: Trainer

Bronze (Product Code Lace CA0068L, Hook & Loop CA0068V)

Bronze is a 6 eyelet boot with contrasting colour ankle/heel insert. Ideal for diabetics.

- Tips:** 1. Minimal seams on vamp makes the style ideal for diabetic patients or those with sensitive feet.
2. This low opening boot is ideal for feet with variable oedema and when easy access is required.
3. Punch patterns cannot be added on the vamp.



Shown in Taupe and Polisander

Fastenings: Available in reverse pull hook and loop, and lace
Materials: Not available with stretch leather or neoprene
Sole Units: All

Gold (Product Code Lace CA0069L, Hook & Loop CA0069V)

Gold is a low opening Derby boot with quilted effect quarters.

- Tips:** 1. Minimal seams on vamp makes the style ideal for diabetic patients or those with sensitive feet.
2. This low opening boot is ideal for feet with variable oedema and when easy access is required.
3. Punch patterns cannot be added on the vamp.



Shown in Polisander and Olive Green

Fastenings: Available in reverse pull hook and loop, and lace
Materials: Not available with stretch leather or neoprene
Sole Units: All

Zircon (Product Code Lace CA0020L, Hook & Loop CA0020V)

Zircon is a 5 eyelet Derby plain front boot.

- Tips:** 1. Minimal seams on vamp makes the style ideal for diabetic patients or those with sensitive feet.
2. No seams at the joints make it suitable for feet with painful or sensitive 1st or 5th joints.
3. This mid opening boot is suitable for feet with mild oedema.



Shown in Black and Taupe

Fastenings: Available in reverse pull hook and loop, and lace
Materials: Not available with stretch leather or neoprene
Sole Units: All

Ladies Camino Modular Collection

Sussex (Product Code Lace CA0050L, Hook & Loop CA0050V)

Sussex is a 5 eyelet Derby boot.

- Tips:**
1. The soft stretch front is ideal for sensitive feet or those with toe deformities.
 2. This low opening shoe is ideal for feet with variable oedema and when easy access is required.
 3. No seams at the joints make it suitable for feet with painful or sensitive 1st or 5th joints.
 4. Punch patterns cannot be added on the vamp.

Fastenings: Available in reverse pull hook and loop, and lace
Materials: Neoprene vamp and calf rearfoot
Sole Units: All



Shown in Black and Dark Brown

Topaz (Product Code Lace CA0070L, Hook & Loop CA0070V)

Topaz is a walking boot style with a combination of eyelets and lace loops and contrasting colour inserts.

- Tips:**
1. The standard opening means this style is not recommended for oedema or when easy access is required.
 2. Punch patterns cannot be added on the vamp.

Fastenings: Available in reverse pull hook and loop, and lace
Materials: Not available with stretch leather or neoprene
Sole Units: All



Shown in Black with Siciliana Black Inserts and Navy with Taupe Inserts

Opal (Product Code Lace CA0018L, Hook & Loop CA0018V)

Opal is a 5 eyelet Derby plain front boot.*

- Tips:**
1. Minimal seams on vamp makes the style ideal for diabetic patients or those with sensitive feet.
 2. The standard opening means this style is not recommended for oedema or when easy access is required.

Fastenings: Available in reverse pull hook and loop, and lace
Materials: Not available with stretch leather or neoprene
Sole Units: All



Shown in Black and Dark Burgundy

*Also available as a bootie, please state when ordering.



Gents Camino Modular Collection

All styles in this section are manufactured as illustrated.
If there are to be any changes to the upper design or
quantity of straps required then a special pattern change
will need to be requested at the point of ordering.

Gents Camino Modular Collection

Dolomite (Product Code Lace CA0021L, Hook & Loop CA0021V)

Dolomite is a 4 eyelet Derby plain front shoe. Finished with laid on heel counter and brogue punch pattern vamps.

- Tips:**
1. Minimal seams on vamp makes the style ideal for diabetic patients or those with sensitive feet.
 2. The standard opening means this style is not recommended for oedema or when easy access is required.
 3. No seams at the joints make it suitable for feet with painful or sensitive 1st or 5th joints.

Fastenings: Available in reverse pull hook and loop, and lace
Materials: Not available with stretch leather or neoprene
Sole Units: All



Shown in Dark Brown and Black

Durham (Product Code Lace CA0053L, Hook & Loop CA0053V)

Durham is a 4 eyelet Derby plain front shoe.

- Tips:**
1. Minimal seams on vamp makes the style ideal for diabetic patients or those with sensitive feet.
 2. This low opening shoe is ideal for feet with variable oedema and when easy access is required.
 3. Punch patterns cannot be added on the vamp.

Fastenings: Available in reverse pull hook and loop, and lace
Materials: Not available with stretch leather or neoprene
Sole Units: All



Shown in Dark Brown and Black

Onyx (Product Code Lace CA0022L, Hook & Loop CA0022V)

Onyx is a 3 eyelet Derby plain front shoe.

- Tips:**
1. Minimal seams on vamp makes the style ideal for diabetic patients or those with sensitive feet.
 2. The standard opening means this style is not recommended for oedema or when easy access is required.
 3. No seams at the joints make it suitable for feet with painful or sensitive 1st or 5th joints.

Fastenings: Available in reverse pull hook and loop, and lace
Materials: Not available with stretch leather or neoprene
Sole Units: All



Shown in Black and Dark Burgundy

Wiltshire (Product Code Lace CA0030L, Hook & Loop CA0030V)

Wiltshire is a 4 eyelet Blucher style, seamless vamp with stitch apron design.

- Tips:**
1. The standard opening means this style is not recommended for oedema or when easy access is required.
 2. The stitched apron design means this style is not suitable for toe deformities or sensitive feet.
 3. Punch patterns cannot be added on the vamp.

Fastenings: Available in reverse pull hook and loop, and lace
Materials: Not available with stretch leather or neoprene
Sole Units: All



Shown in Light Burgundy and Dark Brown

Huntingdon (Product Code Lace CA0052L, Hook & Loop CA0052V)

Huntingdon is a 3 eyelet Derby type shoe with a neoprene vamp.

- Tips:**
1. The soft stretch front is ideal for sensitive feet or those with toe deformities.
 2. This low opening shoe is ideal for feet with variable oedema and when easy access is required.
 3. No seams at the joints make it suitable for feet with painful or sensitive 1st or 5th joints.
 4. Punch patterns cannot be added on the vamp.

Fastenings: Available in reverse pull hook and loop, and lace
Materials: Neoprene vamp and calf rearfoot
Sole Units: All



Shown in Dark Brown and Black

Herefordshire (Product Code Lace CA0055L, Hook & Loop CA0055V)

Herefordshire is a 4 eyelet Derby type shoe with a stretch leather apron.

- Tips:**
1. The soft stretch front is ideal for sensitive feet or those with toe deformities, especially bunions.
 2. This low opening shoe is ideal for feet with variable oedema and when easy access is required.
 3. Punch patterns cannot be added on the vamp.

Fastenings: Available in reverse pull hook and loop, and lace
Materials: Stretch leather apron and calf rearfoot and toe bumper
Sole Units: All



Shown in Black and Dark Brown

Gents Camino Modular Collection

Buckingham (Product Code Lace CA0054L, Hook & Loop CA0054V)

Buckingham is a 3 eyelet Derby plain front shoe.

- Tips:**
1. Minimal seams on vamp makes the style ideal for diabetic patients or those with sensitive feet.
 2. The standard opening means this style is not recommended for oedema or when easy access is required.
 3. No seams at the joints make it suitable for feet with painful or sensitive 1st or 5th joints.

Fastenings: Available in reverse pull hook and loop, and lace
Materials: Not available with stretch leather or neoprene
Sole Units: All



Shown in Navy and Dark Brown

Rhyolite (Product Code Lace CA0023L, Hook & Loop CA0023V)

Rhyolite is a 5 eyelet Oxford type trainer with contrasting colour stripes.

- Tips:**
1. The U opening front makes access and adjustability more difficult so this style is not recommended for oedema or when easy access is required.
 2. Punch patterns cannot be added on the vamp.

Fastenings: Available in reverse pull hook and loop, and lace
Materials: Not available with stretch leather or neoprene
Sole Units: Trainer



Shown in Navy with White stripe and White with Black stripe

Merseyside (Product Code Lace CA0056L, Hook & Loop CA0056V)

Merseyside is a 4 eyelet Blucher type plain front shoe.

- Tips:**
1. This mid opening shoe is suitable for feet with mild oedema.
 2. A stitched apron is not suitable for toe deformities
 3. Punch patterns cannot be added on the vamp.

Fastenings: Available in reverse pull hook and loop, and lace
Materials: Not available with stretch leather or neoprene
Sole Units: All



Shown in Grey and Dark Brown

Cambridge (Product Code Lace CA0057L, Hook & Loop CA0057V)

Cambridge is a 6 eyelet trainer boot with contrasting colour stripes.

- Tips:**
1. The U opening front makes access and adjustability more difficult so this style is not recommended for oedema or when easy access is required.
 2. Punch patterns cannot be added on the vamp.

Fastenings: Available in reverse pull hook and loop, and lace
Materials: Not available with stretch leather or neoprene
Sole Units: Trainer



Shown in Black with White stripe and White with Navy stripe

Dorset (Product Code Lace CA0029L, Hook & Loop CA0029V)

Dorset is a 4 eyelet Derby style shoe with toe cap detail.

- Tips:**
1. Minimal seams on vamp makes the style ideal for diabetic patients or those with sensitive feet.
 2. The standard opening means this style is not recommended for oedema or when easy access is required.
 3. No seams at the joints make it suitable for feet with painful or sensitive 1st or 5th joints.
 4. Punch patterns cannot be added on the vamp.
 5. A stitched toe cap means this style is not suitable for toe deformities.

Fastenings: Available in reverse pull hook and loop, and lace
Materials: Not available with stretch leather or neoprene
Sole Units: All



Shown in Black and Mid Brown

Bedford (Product Code Lace CA0058L, Hook & Loop CA0058V)

Bedford is a 6 eyelet Derby trainer with contrasting colour stripes.

- Tips:**
1. This low opening trainer is ideal for feet with variable oedema and when easy access is required.
 2. Punch patterns cannot be added on the vamp.

Fastenings: Available in reverse pull hook and loop, and lace
Materials: Not available with stretch leather or Neoprene. All styles come with cordura panel at the quarters and the toe piece and are only available in Black, Navy, Silver and Taupe.
Sole Units: Trainer



Shown in Black with Black Cordura and White leather stripes and Navy Blue with Navy Cordura and white leather stripes

Gents Camino Modular Collection

Pyrite (Product Code Lace CA0071L, Hook & Loop CA0071V)

Pyrite is a 5 eyelet trainer with contrasting colour inserts and separate toe bumper.

- Tips:** 1. This mid opening trainer is suitable for feet with mild oedema.
2. Punch patterns cannot be added on the vamp.

Fastenings: Available in reverse pull hook and loop, and lace
Materials: Not available with stretch leather or neoprene
Sole Units: Trainer



Shown in White with Navy insert and Black with White insert

Steel (Product Code Lace CA0072L, Hook & Loop CA0072V)

Steel is a 5 eyelet trainer contrasting colour inserts.

- Tips:** 1. This mid opening trainer is suitable for feet with mild oedema.

Fastenings: Available in reverse pull hook and loop, and lace
Materials: Not available with stretch leather or neoprene
Sole Units: Trainer



Shown in Blue with White Insert and Black with Light Burgundy insert

Graphite (Product Code Lace CA0073L, Hook & Loop CA0073V)

Graphite is a Derby boot style with a combination of eyelets and metal hooks and contrasting colour heel/ankle inserts.

- Tips:** 1. Minimal seams on vamp makes the style ideal for diabetic patients or those with sensitive feet.
2. The standard opening means this style is not recommended for oedema or when easy access is required.

Fastenings: Available in reverse pull hook and loop, and lace
Materials: Not available with stretch leather or neoprene
Sole Units: All



Shown in Val Nut with a Black Cuff and Val Saddale With a Black Cuff

Lava (Product Code Lace CA0074L, Hook & Loop CA0074V)

Lava is a walking boot style with a combination of eyelets and lace loops and contrasting colour inserts.

- Tips:** 1. The standard opening means this style is not recommended for oedema or when easy access is required.
2. Punch patterns cannot be added on the vamp.

Fastenings: Available in reverse pull hook and loop, and lace
Materials: Not available with stretch leather or neoprene
Sole Units: All



Shown in Black and Val Nut with a Val Saddale Cuff

Sandstone (Product Code, Lace CA0075L, Hook & Loop CA0075V)

Sandstone is a walking boot style with metal loop eyelets and contrasting colour inserts.

- Tips:** 1. The U opening front makes access and adjustability more difficult so this style is not recommended for oedema or when easy access is required.

Fastenings: Available in reverse pull hook and loop, and lace
Materials: Not available with stretch leather or neoprene
Sole Units: All



Shown in Val Nut with a Val Soan Cuff and Val Soan With a Val Saddale Cuff

Granite (Product Code Lace CA0076L, Hook & Loop CA0076V)

Granite is a Derby type boot.

- Tips:** 1. Minimal seams on vamp makes the style ideal for diabetic patients or those with sensitive feet.
2. The mid opening makes access and adjustability more difficult so this style is not recommended for oedema or when easy access is required.

Fastenings: Available in reverse pull hook and loop, and lace
Materials: Not available with stretch leather or neoprene
Sole Units: All



Shown in Mid Brown and Black

Gents Camino Modular Collection

Gloucester (Product Code Lace CA0032L, Hook & Loop CA0032V)

Gloucester is a 6 eyelet Derby boot.

- Tips:**
1. Minimal seams on vamp makes the style ideal for diabetic patients or those with sensitive feet.
 2. This low opening boot is ideal for feet with variable oedema and when easy access is required.
 3. Punch patterns cannot be added on the vamp.

Fastenings: Available in reverse pull hook and loop, and lace
Materials: Not available with stretch leather or neoprene
Sole Units: All



Shown in Black and Saddale

Humber (Product Code Lace CA0059L, Hook & Loop CA0059V)

Humber is a 6 eyelet Derby trainer boot with contrasting colour stripes.

- Tips:**
1. This mid opening boot is suitable for feet with mild oedema.
 2. Punch patterns cannot be added on the vamp.

Fastenings: Available in reverse pull hook and loop, and lace
Materials: Not available with stretch leather or Neoprene. All styles come with cordura panel at the quarters and the toe piece and are only available in Black, Navy, Silver and Taupe.

Sole Units: Trainer



Shown in White with Silver Cordura and Black leather stripes and Val Soan and cream with Taupe Cordura

Fife (Product Code Lace CA0063L, Hook & Loop CA0063V)

Fife is a 6 eyelet Derby boot with contrasting colour ankle/heel insert.

- Tips:**
1. This mid opening shoe is suitable for feet with mild oedema.
 2. Punch patterns cannot be added on the vamp.
 3. Great walking boot when accompanied with a commando sole unit.

Fastenings: Available in reverse pull hook and loop, and lace
Materials: Not available with stretch leather or neoprene
Sole Units: All



Shown in Black and Nut/Cream Nubuck combination
Shown with optional commando sole unit

Tyneside (Product Code Lace CA0060L, Hook & Loop CA0060V)

Tyneside is a 5 eyelet Derby boot.

- Tips:**
1. The soft stretch front is ideal for sensitive feet or those with toe deformities.
 2. This low opening boot is ideal for feet with variable oedema and when easy access is required.
 3. No seams at the joints make it suitable for feet with painful or sensitive 1st or 5th joints.
 4. Punch patterns cannot be added on the vamp.

Fastenings: Available in reverse pull hook and loop, and lace
Materials: Neoprene vamp and calf rearfoot
Sole Units: All



Shown in Black and Dark Brown

Hampshire (Product Code Lace CA0031L, Hook & Loop CA0031V)

Hampshire is a 7 eyelet Blucher type boot.

- Tips:**
1. Minimal seams on vamp makes the style ideal for diabetic patients or those with sensitive feet.
 2. This mid opening boot is suitable for feet with mild oedema.

Fastenings: Available in reverse pull hook and loop, and lace
Materials: Not available with stretch leather or neoprene
Sole Units: All



Shown in Black and Mid Brown

Leicester (Product Code Lace CA0061L, Hook & Loop CA0061V)

Leicester is a 6 eyelet Derby boot with brogue punch patterns.

- Tips:**
1. Minimal seams on vamp makes the style ideal for diabetic patients or those with sensitive feet.
 2. This mid opening boot is suitable for feet with mild oedema.

Fastenings: Available in reverse pull hook and loop, and lace
Materials: Not available with stretch leather or neoprene
Sole Units: All



Shown in Black and Dark Brown.

Gents Camino Modular Collection

Quartz (Product Code Lace CA0024L, Hook & Loop CA0024V)

Quartz is a 5 eyelet Derby plain front boot.

- Tips:**
1. Minimal seams on vamp makes the style ideal for diabetic patients or those with sensitive feet.
 2. The opening makes access and adjustability more difficult so this style is not recommended for oedema or when easy access is required.
 3. No seams at the joints make it suitable for feet with painful or sensitive 1st or 5th joints.

Fastenings: Available in reverse pull hook and loop, and lace
Materials: Not available with stretch leather or neoprene
Sole Units: All



Shown in
Black and
Dark Brown

Tourmaline (Product Code Lace CA0077L, Hook & Loop CA0077V)

Tourmaline is a 4 metal loop eyelet Derby boot.

- Tips:**
1. Minimal seams on vamp makes the style ideal for diabetic patients or those with sensitive feet.
 2. The standard opening makes access and adjustability more difficult so this style is not recommended for oedema or when easy access is required.

Fastenings: Available in reverse pull hook and loop, and lace
Materials: Not available with stretch leather or neoprene
Sole Units: All



Shown in
Grey and
Val Nut

Boot Last Measurement Guide

Ladies

Style/Size		2	3	4	5	6	7	8	9
Opal Bootee	Height	107	110	113	116	119	122	125	128
	Top circumference	230	236.5	243	249.5	256	262.5	269	275.5
Opal	Height	142	145.5	149	152.5	156	159.5	163	166.5
	Top circumference	234	241	248	255	262	269	276	282
Zircon	Height	112	115	118	121	124	127	130	133
	Top circumference	226	233	240	247	254	261	268	275
Northumberland	Height	99	102	105	108	111	114	117	120
	Top circumference	234	240.5	247	253.5	260	266.5	273.5	280
Berkshire	Height	109	112	115	118	121	124	127	130
	Top circumference	222	228.5	235	241.5	248	254.5	261	267.5
Sussex	Height	112	115	118	121	124	127	130	133
	Top circumference	226	233	240	247	254	261	268	275
Gold	Height	99	102	104	106	109	112	115	118
	Top circumference	110	115	118	122	125	129	133	137
Bronze	Height	105	108	111	114	116	119	121	124
	Top circumference	116	118	122	125	129	133	136	139
Topaz	Height	103	106	109	112	114	117	120	123
	Top circumference	112	116	120	124	128	132	136	139

Gents

Style/Size		5	6	7	8	9	10	11	12
Quartz	Height	122	125	128	131	134	137	140	143
	Top circumference	234	240.5	274	253.5	260	266.5	273	279.5
Hampshire	Height	117	120	123	126	129	132	135	138
	Top circumference	250	257	264	271	278	285	292	299
Gloucester	Height	107	109.5	112	114.5	117	119.5	122	124.5
	Top circumference	230	236	242	248	254	260	266	272
Leicester	Height	123	126	129	132	135	138	141	144
	Top circumference	228	234	240	246	252	258	264	270
Fife	Height	109	112	115	118	121	124	127	130
	Top circumference	230	236.5	243	249.5	256	262.5	269	275.5
Cambridge	Height	118	121	124	127	130	133	136	139
	Top circumference	240	246	252	258	264	270	276	282
Humber	Height	118	121	124	127	130	133	136	139
	Top circumference	240	246	252	258	264	270	276	282
Tyneside	Height	122	125	128	131	134	137	140	143
	Top circumference	234	240.5	247	253.5	260	266.5	273	279.5
Tourmaline	Height	119	123	125	128	131	134	137	140
	Top circumference	118	122	125	127	130	134	137	140
Graphite	Height	120	123	127	130	133	136	139	142
	Top circumference	120	123	127	130	133	136	139	142
Granite	Height	121	124	127	129	132	135	138	141
	Top circumference	118	122	126	128	131	134	137	141
Sandstone	Height	119	122	125	128	130	133	136	139
	Top circumference	118	121	124	128	131	135	136	141
Lava	Height	119	120	123	127	129	132	135	138
	Top circumference	118	122	125	128	131	134	138	141

Measurements for all sections on these pages are shown in mm.

Last Measurement Guide

Lasts are available in both square-toe and round-toe options. Please note that if unspecified, round-toe will be supplied by default.

Ladies

Width/Size		2	3	4	5	6	7	8	9
Extra Narrow	Joint width	79	81	83	85	87	89	91	93
	Joint circumference	201-219	207-225	214-232	220-238	226-244	233-251	239-257	245-263
	Instep circumference	197-215	203-221	210-228	216-234	222-240	229-247	235-253	241-259
	Toe depth	31	32	33	34	35	36	37	38
Narrow	Heel Width	47	49	49.5	50	52	53	54	56
	Joint width	83	85	87	89	91	93	95	97
	Joint circumference	210-228	216-234	223-241	229-247	235-253	2420260	248-266	254-272
	Instep circumference	206-224	212-230	219-237	225-243	231-249	238-256	244-262	250-268
Standard	Toe depth	31	32	33	34	35	36	37	38
	Heel Width	48	49	50	52	53	54	55	57
	Joint width	89	91	93	95	97	99	101	103
	Joint circumference	226-244	232-250	239-257	245-263	251-269	258-276	264-282	270-288
Wide	Instep circumference	211-229	217-235	224-242	230-242	236-254	243-261	249-267	255-273
	Toe depth	31	32	33	34	35	36	37	38
	Heel Width	49	50	51	53	54	55	56	57
	Joint width	94	96	98	100	102	104	106	108
Deep	Joint circumference	236-254	242-260	249-267	255-273	261-279	268-286	274-292	280-298
	Instep circumference	217-235	223-241	230-248	236-254	242-260	249-267	255-273	261-279
	Toe depth	31	32	33	34	35	36	37	38
	Heel Width	52	53	54	55	56	57	59	60

Finished Back and Malleoli Standard Measurements									
Width/Size		2	3	4	5	6	7	8	9
Extra Narrow, Narrow, Standard and Wide	Back Height	72	72	74	76	78	80	82	84
	Side Height	57	57	59	61	63	65	67	69
Deep	Back Height	78	78	80	82	84	86	88	90
	Side Height	60	60	62	64	66	68	70	72

Tolerance on back height (+/-5mm).

Gents

Width/Size		5	6	7	8	9	10	11	12
Narrow	Joint width	89	92	93	95	97	99	100	102
	Joint circumference	225-243	231-249	238-256	244-262	250-268	257-275	263-281	269-287
	Instep circumference	215-233	221-239	228-246	234-252	240-259	247-265	253-271	259-277
	Toe depth	37	38	39	40	41	42	43	44
Standard	Heel Width	55	57	58	60	61	63	64	65
	Joint width	95	97	99	101	103	105	107	109
	Joint circumference	237-255	243-261	250-268	256-274	262-280	269-287	275-293	281-299
	Instep circumference	227-245	233-251	240-258	246-264	252-270	259-277	265-283	271-289
Wide	Toe depth	37	38	39	40	41	42	43	44
	Heel Width	59	60	61	63	64	65	66	67
	Joint width	101	103	105	107	109	111	113	115
	Joint circumference	249-267	255-273	262-280	268-286	274-292	281-299	287-305	293-311
Deep	Instep circumference	235-253	241-259	248-266	254-272	260-278	267-285	273-291	279-297
	Toe depth	37	38	39	40	41	42	43	44
	Heel Width	62	64	65	66	68	69	70	71
	Joint width	95	97	99	101	103	105	107	109
Deep	Joint circumference	249-267	255-273	262-280	268-286	274-292	281-299	287-305	293-311
	Instep circumference	235-253	241-259	248-266	254-272	260-278	267-285	273-291	279-297
	Toe depth	43	44	45	46	47	48	49	50
	Heel Width	62	64	65	66	68	69	70	71

Finished Back and Malleoli Standard Measurements									
Width/Size		5	6	7	8	9	10	11	12
Narrow, Standard and Wide	Back Height	76	78	80	82	84	86	88	90
	Side Height	61	63	65	67	69	71	73	75
Deep	Back Height	82	84	86	88	90	92	94	96
	Side Height	64	66	68	70	72	74	76	78

Tolerance on back height (+/-5mm).

Fitting Solutions

Area of Shoe	Difficulty Identified	Visual Signs	Possible Causes	Solutions
Heel Counter	Too High	Rubbing under either medial or lateral malleoli.	Height of malleoli not measured and stated on the draft. Ankle oedema. Abnormal malleoli shapes and heights.	Draw a line on the shoe counter with a leather pen, to identify where it needs lowering. Provide a measurement in mm, and request that the counter is lowered. This can be altered at fitting stage. On a finished item, add 3 mm cork heel lift under inlay to lift heel higher in the counter to relieve any pressure. Ensure malleolar heights are recorded on future orders.
		Catching the Achilles tendon.	Presence of 'heel bumps' or bursae over Achilles tendon	Soften the counter with a leather softener and use a ring and ball stretcher to create a 'bump' in counter. Encourage gradual 'wearing in' over a few days. Made to Measure items can be ordered with a cavity in the counter stiffener to accommodate the bump or a straighter heel seam. Supply a cast.
	Too Low	Does not grip the foot properly and foot comes out of the shoe too easily. Feels unsafe in wearing.	Counter depth sits too low on the foot.	On unfinished footwear, request counter depth to be increased and give measurements in mm.
			Inlays may be too thick under heel, and lifting foot out.	Reduce inlay thickness.
Heel to Ball Length	Too Long	Footwear causes pain/ discomfort; foot gets 'tired'. Creases too far back. Check for wear marks on sole behind flexion point.	Foot is flexing too far back in shoe, incorrect fitting.	Use a last which has a shorter heel-to-ball measurement. If Made to Measure, re-last with a shorter heel-to-ball measurement after fitting.
	Too Short	Heavily creased vamp below facings. Toe puff may be creased as well. Toes often sore as shoes too short. 'Turned up' toe end. Heavy wear marks placed forward of flexion point.	Foot is flexing too far forward in shoe, incorrect fitting.	Use a last with a longer heel to ball measurement. If Made to Measure, re-last with a longer heel to ball fitting. (This problem is rarely found with Made to Measure footwear if drafts and measurements have been taken correctly).
		Limited Range of Movement (ROM)	Twisted or angled creases that seem unusual. Wear marks heavy to lateral side.	Check first metatarsal-phalangeal joint: ROM may be fixed or severely limited.
Instep	Too Narrow	Facings pulled wide apart and possibly at wrong angle. Very tight; may not get shoe onto foot.	Oedema changes or incorrect instep circumference and width measurements supplied.	Increase instep circumference after fitting. Reduce insole thickness to increase volume at instep.
		Quarters bulge on medial side.	Excess pronation may cause poor foot position in shoe.	Use a corrective orthosis. If correction is not possible, make Made to Measure footwear and supply a cast so footwear can accommodate pronation.
		Incorrect style: does not suit foot shape.	Wrong style?	Use a low opening style to improve access.
	Too Wide	Facings feel loose; excess leather, particularly along medial side of quarter.	Fitting too wide. Entry probably too wide as well.	Use a low opening style to improve access
Facings butt or overlap. Foot not retained adequately into counter.		Incorrect long heel measurement, or reduction in measurement due to oedema or change of dressings, etc. at instep	Change to narrower fitting, check foot on inlay for heel seat and instep fitting. Measure heel width: if it is narrow, it could also affect the instep.	
		Inlays too thin.	Check measurements. Reduce instep and heel circumference after fitting. Add tongue padding on completed shoes.	
		Inlays too thin.	Increase inlays but beware as this may compromise the fit elsewhere.	

Area of Shoe	Difficulty Identified	Visual Signs	Possible Causes	Solutions
Vamp and Toe Box	Too Wide	Feels big.	Change in width or circumference measurements, or incorrect measurements supplied.	Check draft: and measurements. Remeasure if necessary. Can be re-lasted after fitting.
				Soften the counter with a leather softener and use ring and ball stretcher to create a 'bump' in counter. Encourage gradual 'wearing in' over a few days. Made to Measure items can be ordered with a cavity in the counter stiffener to accommodate the bump.
		Deep fold creases on flexion.	Excess leather.	Feel position of the forefoot in vamp. Draw with a leather pen where the excess is situated. Request reduction of insole board in mm. Check depth as this may also need to be reduced.
	Too Deep	Feels 'baggy'. Excess leather across dorsum. Deep creases on flexion.	Change in measurement; reduction of oedema.	On unfinished footwear, request counter depth to be increased and give measurements. Stock items: Consider a different design. Reduce inside heel raise height, and add balance to external heel height, or change to external shoe raise only.
		Base of facings bulge up from vamp.	Instep/entry is also too deep.	Request modular or Made to Measure only. Straighten the back curve to accommodate oedema and increase width of heel seat.
Too Narrow	Too Narrow	Feels tight.	Toe box shape of shoe not compatible with foot shape.	Compare foot shape with shoe; request change in toe box shape, if necessary, to rounded or square. Use inlay to check for width.
		Forefoot squeezed.	Swelling may have occurred.	Refit once swelling has reduced, or monitor swelling until stabilized.
		Stretching and creases visible.	Increase in toe deformities.	Remeasure and order a different size Stretch footwear if possible and thin the insole to give more room.
		Toe puff may press into toes. Toes bulge into upper on lateral border.	Too narrow in toe box, or toe box wrong shape for foot.	Request change of toe shape and re-last the upper. (Note: increasing the width will also increase the circumference.)
Too Shallow	Too Shallow	May not get shoe on.	Incorrect measurement.	Check draft, remeasure and request increase in depth giving measurement in mm.
		Very tight.	Change in measurements.	Request increase in depth, giving measurement in mm.
		Toes rub on vamp leather.	No toe box depth measurement given on draft.	Request increase in depth, giving measurement in mm.
		One high toe may be pushing up on the upper.	Position of high toe not given on draft.	Mark tight area with leather pen and add addition to last if footwear is at fitting stage. If not at a fitting stage provide new measurements for a new pair.

Distributed by

Blatchford



blatchfordmobility.com | orthoticscs@blatchford.co.uk | [@blatchfordgrp](https://twitter.com/blatchfordgrp)